

NATIONAL SOUTH AFRICAN PRICE INFORMATION FOR WEEK Week 27

Class Units Avg Mass **Avg Purch** **Avg Selling** Selling Min Selling Max From 2019/07/01 To 2019/07/07
CATTLE Weighted 20%

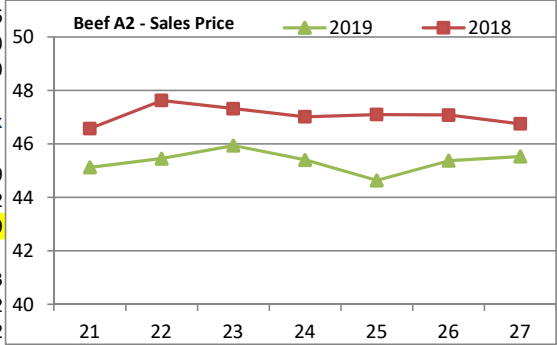
Class	Units	Avg Mass	Avg Purch	Avg Selling	Selling Min	Selling Max
A2	8108	272,79	44,94	45,53	43,72	47,12
A3	1069	289,06	44,99	45,59	44,90	47,30
AB2	466	272,37	43,57	45,37	42,40	48,13
AB3	113	296,85	44,27	44,35	39,33	47,32
B2	334	267,80	38,95	41,56	36,78	46,03
B3	96	293,65	37,97	40,54	34,25	45,65
C2	1250	259,49	37,17	40,45	37,04	43,00
C3	441	293,56	37,27	40,01	36,88	43,00

Hide Feedlot	Weighted	1,99
Hide Field	Average	1,59
Dorper	ea	24,00
Merino	ea	38,57

Class Units Avg Mass **Avg Purch** **Avg Selling** Selling Min Selling Max Weighted 20%

LAMB/SHEEP

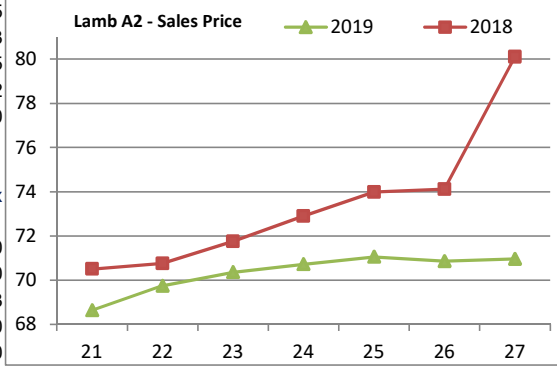
Class	Units	Avg Mass	Avg Purch	Avg Selling	Selling Min	Selling Max
A0	84	14,86	49,53	59,75	57,47	60,59
A1	321	14,98	65,84	69,13	68,25	70,52
A2	8501	21,34	70,25	70,96	69,12	73,59
A3	1192	23,11	70,51	70,81	69,10	74,31
A4	220	23,31	60,45	63,51	61,99	68,23
A5	27	20,16	55,95	57,74	53,80	65,52
A6	34	22,17	56,19	57,65	52,32	60,42
AB2	134	23,14	56,63	62,64	60,89	63,27
AB3	12	23,34	51,52	57,05	50,00	61,85
B2	134	22,35	50,56	58,68	53,32	61,33
B3	12	28,07	49,12	54,75	48,00	55,95
C2	851	24,13	47,58	52,26	48,83	54,62
C3	115	27,41	47,59	52,36	49,28	55,00



Class Units Avg Mass **Avg Purch** Purch Min Purch Max Weighted 20%

PIGS

Class	Units	Avg Mass	Avg Purch	Purch Min	Purch Max
P	1728	51,86	28,59	24,89	30,00
O	94	48,42	26,69	22,38	30,00
R	18	49,63	23,99	20,67	29,13
C	4	45,65	17,00	17,00	17,00
U	3	44,27	17,00	17,00	17,00
S	13	41,21	21,33	17,00	27,00



20 - 55,99 kg

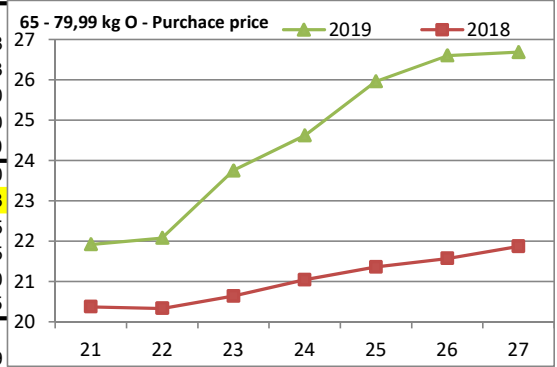
56 - 64,99 kg

65 - 79,99 kg

80 - 99,99 kg

>100kg

P	1517	61,27	26,96	25,04	28,01
O	230	61,33	27,21	25,14	28,48
R	20	60,90	25,91	22,13	27,33
C	3	64,80	20,24	17,00	27,00
U	1	57,10	17,00	17,00	17,00
S	6	60,78	18,11	17,00	23,50
P	8626	74,87	26,72	24,79	28,50
O	2629	75,27	26,69	25,06	28,33
R	245	75,29	25,63	24,03	27,25
C	18	77,52	20,82	17,93	24,25
U	6	80,45	19,14	17,00	21,30
S	12	75,21	17,99	17,00	21,25
P	5041	84,85	25,96	24,80	27,51
O	6353	85,89	25,92	24,92	27,19
R	940	87,46	25,50	24,34	27,82
C	74	88,72	20,80	20,01	22,65
U	4	88,46	19,86	17,85	23,50
S	71	97,66	24,66	21,79	25,34
>100kg	1464,00	132,26	20,85	17,26	23,80



THIS INFORMATION IS PROTECTED AGAINST COPYING OR DISTRIBUTION WITHOUT PRIOR PERMISSION FROM THE RMAA BOARD.

FOR ENQUIRIES, PLEASE CONTACT RMAA AT TEL (012) 349 1237/8 or info@rmaa.co.za

Disclaimer: In no event shall the RMAA be liable for any direct, special, indirect or consequential damages, or any other damages of any kind, including but not limited to loss of use, loss of profits, or loss of data, whether in an action in contract, tort (including but not limited to negligence), or otherwise, arising out of or in any way connected with the use of this information. While the RMAA takes great care in compiling the contents of this page, it is nevertheless only meant to provide non-binding general information and cannot replace detailed individual advice to help the prospective buyer make his decision. The RMAA does not guarantee that the information on these pages is up-to-date, accurate and complete.