

RPO Market Report

Week 10 of 2026

Week ending on 6 March 2026



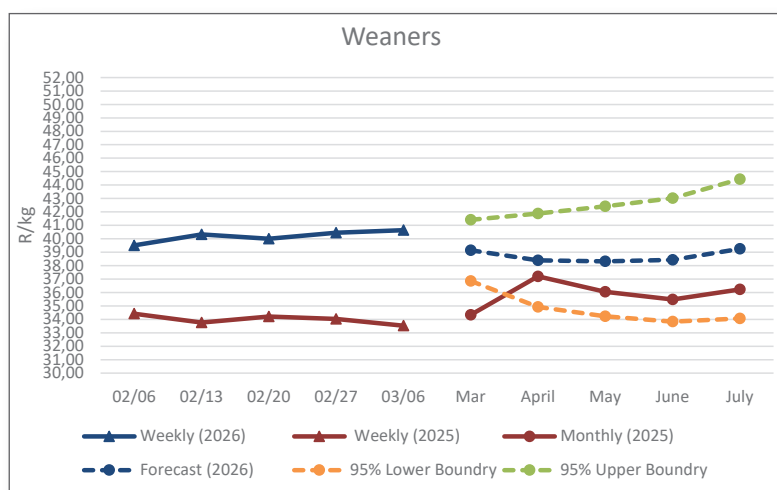
Please note: These are historical prices up to 6 March 2026 and a modulated forecast of future prices. They are not a representation of current market prices.

Class	Price	Week/Week	Month/Month	Year/Year
Weaner (R/kg)	R40.64	0.5%	2.9%	21.2%
A2 (R/kg)	R62.29	-0.1%	-3.1%	12.1%
B2 (R/kg)	R57.28	0.6%	-2.5%	18.0%
C2 (R/kg)	R56.01	0.8%	-1.2%	18.9%

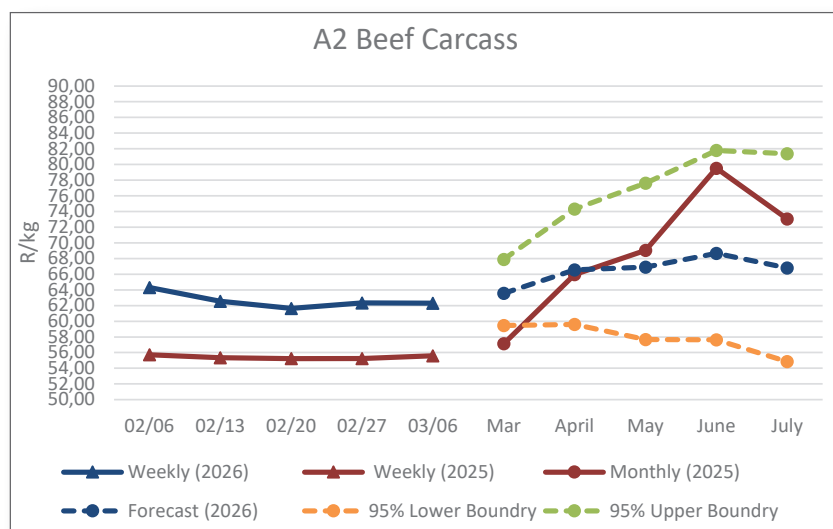
Weaners

The weaner calf price rose by 0.5% in Week 10 compared to the previous week and is currently 21.2% higher than the same period a year ago. The price increase can be attributed to a continued shortage of weaned calves in the market while we wait for weaning time to arrive.

The expectation is that the price can maintain a possible downward trend until May, as weaning begins. According to a 95% certainty forecast, based on the past 17 years of historical data, the weaner calf price in April should be around R38/kg, while the price should not be lower than R35/kg and not higher than R42/kg.



A2 Beef Carcass



A2 Beef Carcass

The average A2 carcass price in Week 10 remained fairly unchanged compared to the previous week and is currently 12.1% higher than the same period a year ago. The expectation is that the price may enter an upward trend in the run-up to Easter and maintain it until April. According to a 95% confidence forecast based on the past 17 years of historical data, the A2 carcass price in April should be approximately R67/kg, with a range of R60/kg to R74/kg.



Report compiled by the Department: Agricultural Economics at the University of the Free State and made possible by the red meat statutory levy.

*Sources: Carcass prices obtained from the Red Meat Abattoir Association (RMAA) and weaner prices from Agri Market Trends (AMT).

RPO

RPO Market Report

Week 10 of 2026

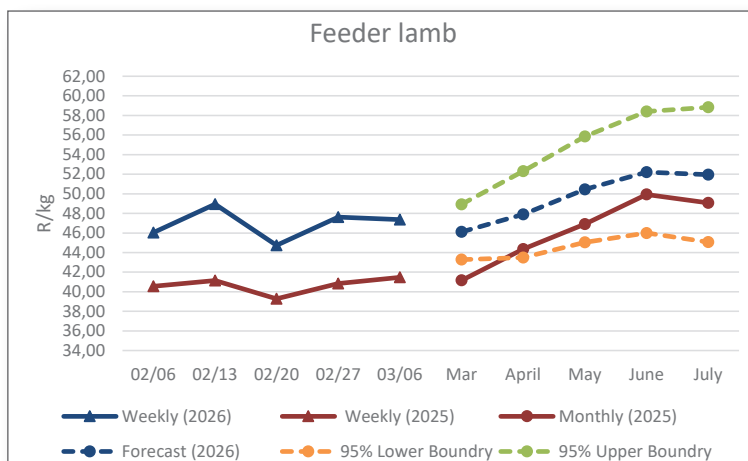
Week ending on 6 March 2026



Please note: These are historical prices up to 6 March 2026 and a modulated forecast of future prices. They are not a representation of current market prices.

Class	Price	Week/Week	Month/Month	Year/Year
Feeder lamb (R/kg)	R47.37	-0.5%	2.9%	14.2%
A2 (R/kg)	R101.45	-1.1%	-1.9%	0.8%
B2 (R/kg)	R77.24	-6.0%	-5.3%	5.3%
C2 (R/kg)	R79.19	-3.6%	-2.5%	20.7%

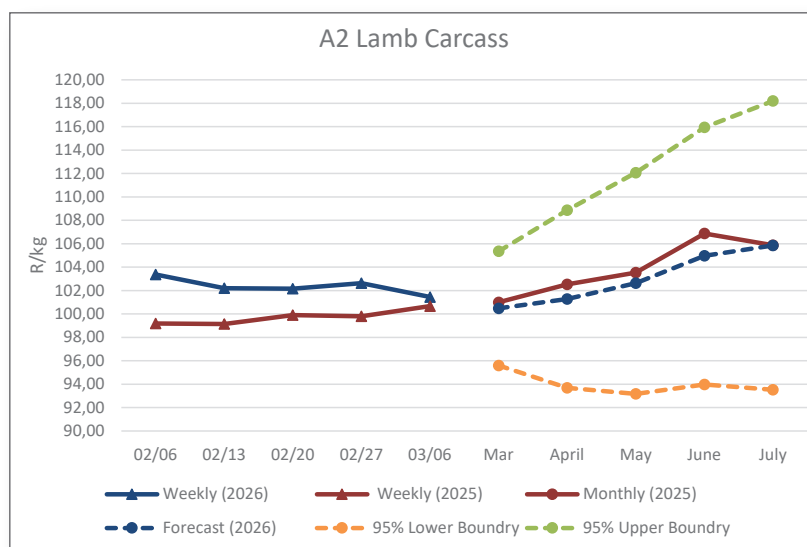
Feeder lamb



The store lamb price fell by 0.5% in Week 10 compared to the previous week and is approximately 14.2% higher than the same period a year ago. The price, like last year, has now come out of the seesaw effect that usually takes place in February. The expectation is that the price can maintain an upward trend until June, as the supply of storage lambs decreases during the winter. According to a 95% confidence forecast based on the past 17 years of historical data, the storage lamb price in April should be around R48/kg, with a range of R44/kg to R52/kg.

A2 Lamb Carcass

The A2 lamb carcass price fell by 1.1% in Week 10 compared to the previous week and is now only around 0.8% higher than the same period a year ago. The price drop can be attributed to weaker demand due to the war in Iran, which subsequently affected lamb exports. The expectation is that the price will maintain an upward trend over the next 4 months as lamb carcass supply decreases during winter. According to a 95% confidence forecast based on the past 17 years of historical data, the A2 carcass price in April should be around R101/kg, with a range of R94/kg to R109/kg.



Report compiled by the Department: Agricultural Economics at the University of the Free State and made possible by the red meat statutory levy.

*Sources: Carcass prices obtained from the Red Meat Abattoir Association (RMAA) and weaner prices from Agri Market Trends (AMT).

RPO