

# RPO Market Report

Week 11 of 2026

Week ending on 13 March 2026

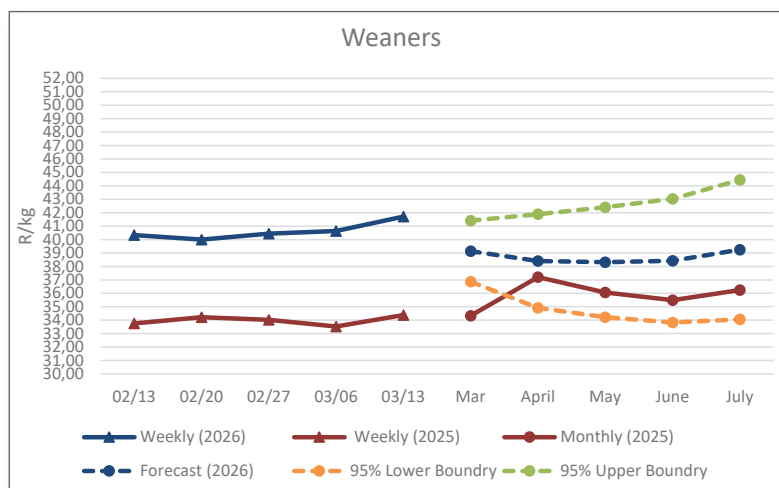


Please note: These are historical prices up to 13 March 2026 and a modulated forecast of future prices. They are not a representation of current market prices.

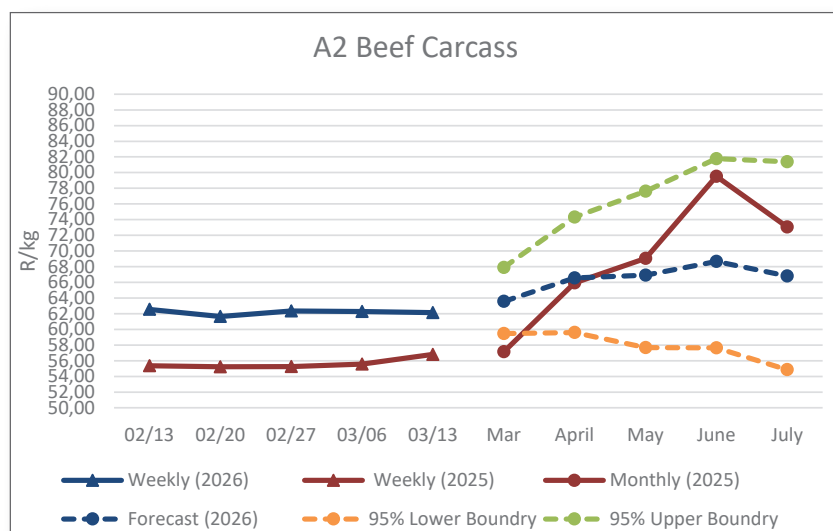
Class	Price	Week/Week	Month/Month	Year/Year
Weaner (R/kg)	R41.71	2.6%	3.4%	21.3%
A2 (R/kg)	R62.12	-0.3%	-0.7%	9.3%
B2 (R/kg)	R58.11	1.4%	3.2%	18.0%
C2 (R/kg)	R57.79	3.2%	3.7%	24.9%

## Weaners

The weaner calf price rose by 2.6% in Week 11 compared to the previous week and is currently 21.3% higher than the same period a year ago. The price increase can be attributed to sustained lower weaned calf supply. The expectation is that the price may enter a possible downward trend until May. According to a 95% certainty forecast, based on the past 17 years of historical data, the weaner calf price in April should be around R38/kg, while the price should not be lower than R35/kg and not higher than R42/kg. Note that the price is currently trending more towards the upper limit of the forecast, due to a lower supply of weaner calves in the market.



## A2 Beef Carcass



## A2 Beef Carcass

The average A2 carcass price fell slightly in Week 11 compared to the previous week and is currently 9.3% higher than the same period a year ago. The price continues to trade quite sideways, and the expected run-up to Easter has not yet begun. According to a 95% confidence forecast based on the past 17 years of historical data, the A2 carcass price in April should be approximately R67/kg, with a range of R60/kg to R74/kg.



Report compiled by the Department: Agricultural Economics at the University of the Free State and made possible by the red meat statutory levy.

\*Sources: Carcass prices obtained from the Red Meat Abattoir Association (RMAA) and weaner prices from Agri Market Trends (AMT).

# RPO

# RPO Market Report

Week 11 of 2026

Week ending on 13 March 2026

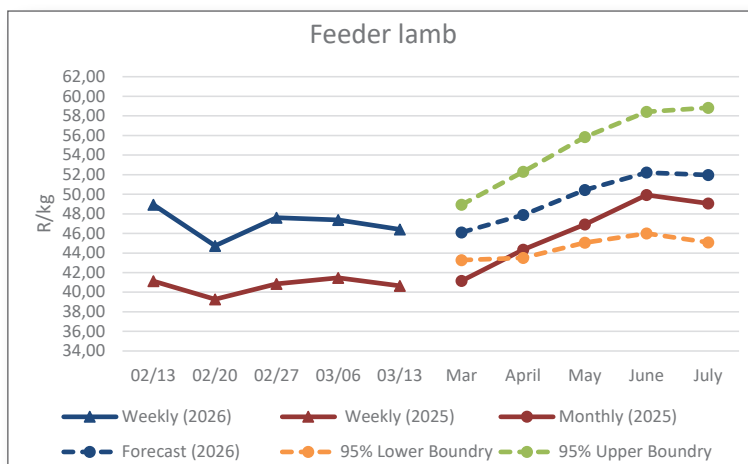


Please note: These are historical prices up to 13 March 2026 and a modulated forecast of future prices. They are not a representation of current market prices.

Class	Price	Week/Week	Month/Month	Year/Year
Feeder lamb (R/kg)	R46.41	-2.0%	-5.2%	14.2%
A2 (R/kg)	R101.87	0.4%	-0.3%	-0.1%
B2 (R/kg)	R85.25	10.4%	5.9%	17.4%
C2 (R/kg)	R80.13	1.2%	-1.1%	21.7%

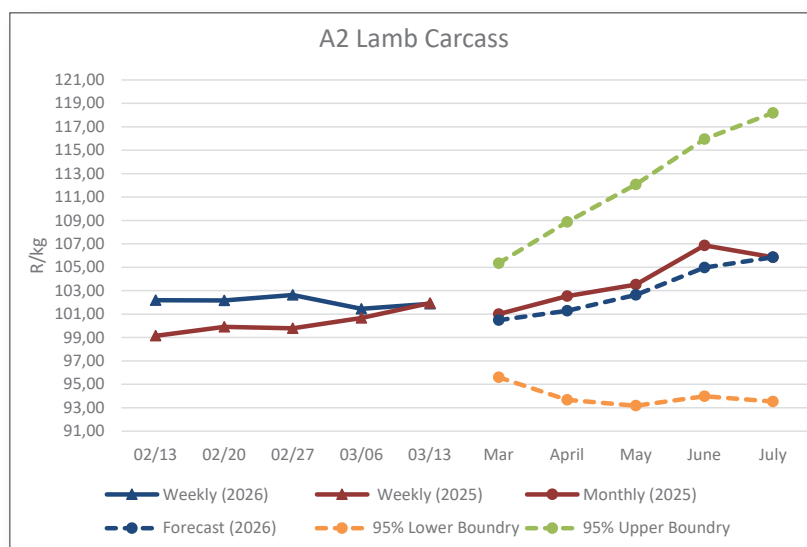
## Feeder lamb

The store lamb price fell by 2.0% in Week 11 compared to the previous week and is approximately 14.2% higher than the same period a year ago. The price drop can be attributed to a higher supply of lambs in the market. The expectation is that the price will maintain an upward trend until June. According to a 95% confidence forecast based on the past 17 years of historical data, the storage lamb price in April should be around R48/kg, with a range of R44/kg to R52/kg.



## A2 Lamb Carcass

The A2 lamb carcass price rose slightly in Week 11 compared to the previous week, but is currently basically at the same level as a year ago. The slight price increase can be attributed to a lower supply of lamb carcasses in the market. The expectation is that the price can maintain an upward trend for the next 4 months. According to a 95% confidence forecast based on the past 17 years of historical data, the A2 carcass price in April should be around R101/kg, with a range of R94/kg to R109/kg.



Report compiled by the Department: Agricultural Economics at the University of the Free State and made possible by the red meat statutory levy.

\*Sources: Carcass prices obtained from the Red Meat Abattoir Association (RMAA) and weaner prices from Agri Market Trends (AMT).

# RPO