

RPO Market Report

Week 14 of 2026

Week ending on 03 April 2026

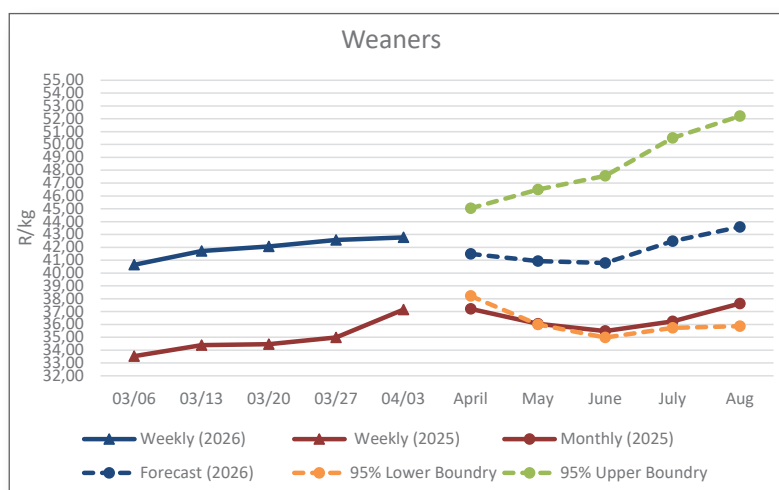


Please note: These are historical prices up to 03 April 2026 and a modulated forecast of future prices. They are not a representation of current market prices.

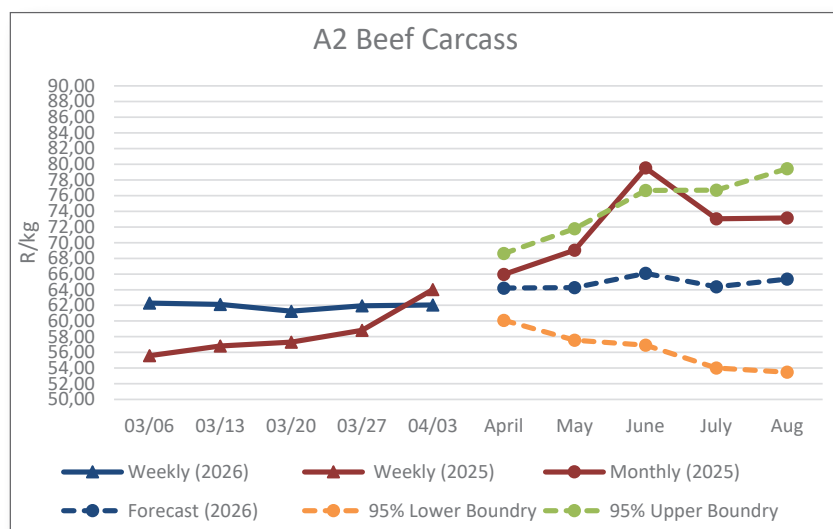
Class	Price	Week/Week	Month/Month	Year/Year
Weaner (R/kg)	R42.77	0.4%	5.2%	15.1%
A2 (R/kg)	R62.05	0.2%	-0.4%	-3.1%
B2 (R/kg)	R58.46	0.8%	2.1%	9.9%
C2 (R/kg)	R57.86	0.4%	3.3%	16.4%

Weaners

The weaner calf price increased slightly in Week 14 compared to the previous week and is currently 15.1% higher than the same period a year ago. The slight price increase can be attributed to a continued shortage of weaners in the market. The expectation is that the price may decrease in May and June, then start to increase again in July. According to a 95% certainty forecast, based on the past 17 years of historical data, the weaner calf price in May should be approximately R41/kg, while the price should not be lower than R36/kg and not higher than R47/kg.



A2 Beef Carcass



A2 Beef Carcass

The average A2 carcass price remained relatively unchanged in Week 14 compared to the previous week and is currently 3.1% lower than the same period a year ago. The sideways trend can be attributed to weaker demand, both locally and internationally, compared to the same period last year. The expectation is that the price could enter a possible upward trend in April and a sideways trend in May. According to a 95% confidence forecast based on the past 17 years of historical data, the A2 carcass price in May should be approximately R64/kg, with a range of R58/kg to R72/kg.



Report compiled by the Department: Agricultural Economics at the University of the Free State and made possible by the red meat statutory levy.

*Sources: Carcass prices obtained from the Red Meat Abattoir Association (RMAA) and weaner prices from Agri Market Trends (AMT).

RPO

RPO Market Report

Week 14 of 2026

Week ending on 03 April 2026

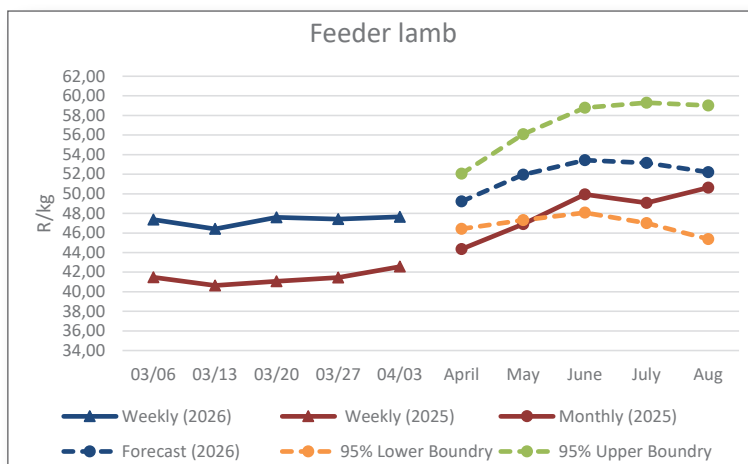


Please note: These are historical prices up to 03 April 2026 and a modulated forecast of future prices. They are not a representation of current market prices.

Class	Price	Week/Week	Month/Month	Year/Year
Feeder lamb (R/kg)	R47.65	0.5%	0.6%	12.0%
A2 (R/kg)	R98.80	-0.8%	-2.6%	-2.1%
B2 (R/kg)	R75.85	-4.4%	-1.8%	11.7%
C2 (R/kg)	R76.33	-2.4%	-3.6%	18.9%

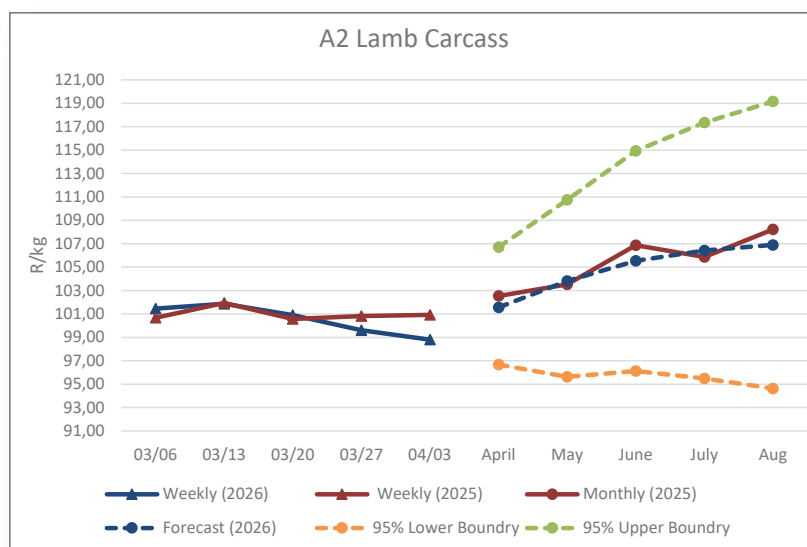
Feeder lamb

The store lamb price increased by 0.5% in Week 14 compared to the previous week and is currently 12% higher than the same period a year ago. The price increase can be attributed to a lower supply of lambs in the market. The expectation is that the price may continue a possible upward trend until June as the supply of lambs decreases during the winter. According to a 95% confidence forecast based on the past 17 years of historical data, the store lamb price in May should be approximately R52/kg, with a range of R47/kg to R56/kg.



A2 Lamb Carcass

The A2 lamb carcass price decreased by 0.8% in Week 14 compared to the previous week and is currently 2.1% lower than the same period a year ago. The price decrease can be attributed to weaker local and international demand. The expectation is still that the price may enter an upward trend until July. According to a 95% confidence forecast based on the past 17 years of historical data, the A2 carcass price in May should be approximately R104/kg, with a range of R96/kg to R111/kg.



Report compiled by the Department: Agricultural Economics at the University of the Free State and made possible by the red meat statutory levy.

*Sources: Carcass prices obtained from the Red Meat Abattoir Association (RMAA) and weaner prices from Agri Market Trends (AMT).

RPO