

RPO Market Report

Week 15 of 2026

Week ending on 10 April 2026

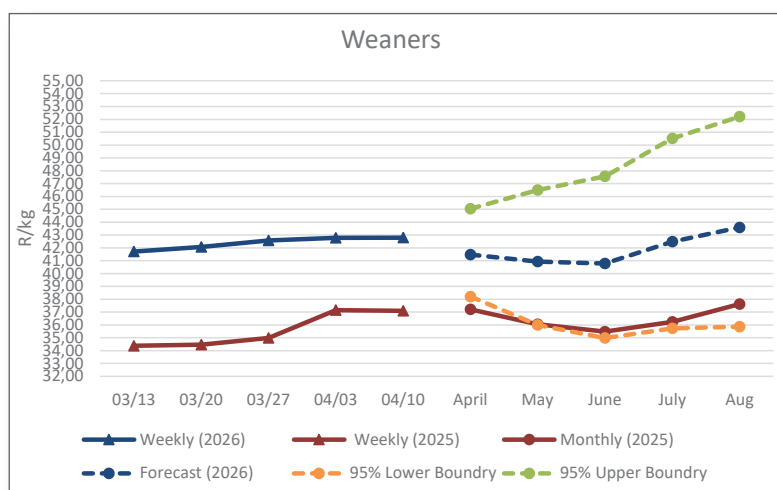


Please note: These are historical prices up to 10 April 2026 and a modulated forecast of future prices. They are not a representation of current market prices.

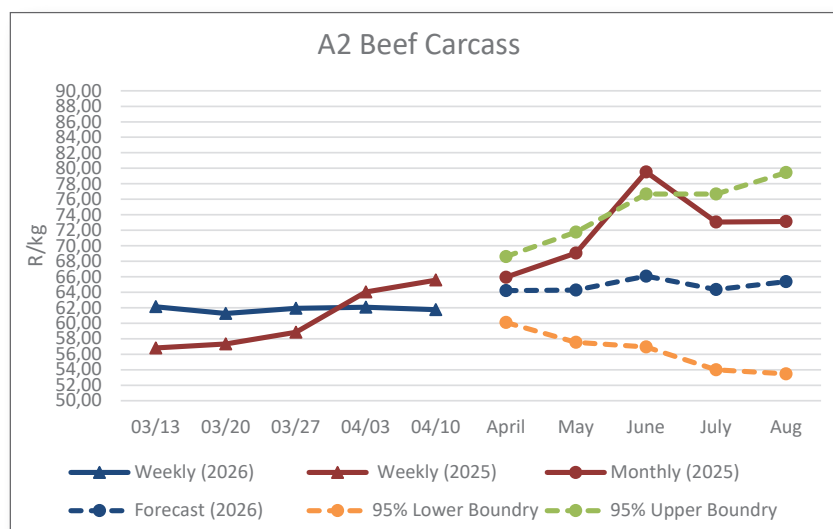
| Class | Price | Week/Week | Month/Month | Year/Year |
|---------------|--------|-----------|-------------|-----------|
| Weaner (R/kg) | R42.79 | 0.0% | 2.6% | 15.4% |
| A2 (R/kg) | R61.76 | -0.5% | -0.6% | -5.8% |
| B2 (R/kg) | R57.52 | -1.6% | -1.0% | 10.6% |
| C2 (R/kg) | R57.16 | -1.2% | -1.1% | 14.8% |

Weaners

The weaner calf price remained unchanged in Week 15 compared to the previous week and is currently 15.4% higher than the same period a year ago. The expectation is that the price may decrease in May and June, then start to increase again in July. According to a 95% certainty forecast, based on the past 17 years of historical data, the weaner calf price in May should be approximately R41/kg, while the price should not be lower than R36/kg and not higher than R47/kg.



A2 Beef Carcass



A2 Beef Carcass

The average A2 carcass price decreased by 0.5% in Week 15 compared to the previous week and is currently 5.8% lower than the same period a year ago. The expectation is that the price may continue a possible upward trend in April and a sideways trend in May. According to a 95% confidence forecast based on the past 17 years of historical data, the A2 carcass price in May should be approximately 64/kg, with a range of R58/kg to R72/kg. However, it should be noted that the current price trend is moving closer to the lower limit, and the possibility of further price declines cannot be ruled out.



Report compiled by the Department: Agricultural Economics at the University of the Free State and made possible by the red meat statutory levy.

*Sources: Carcass prices obtained from the Red Meat Abattoir Association (RMAA) and weaner prices from Agri Market Trends (AMT).



RPO Market Report

Week 15 of 2026

Week ending on 10 April 2026

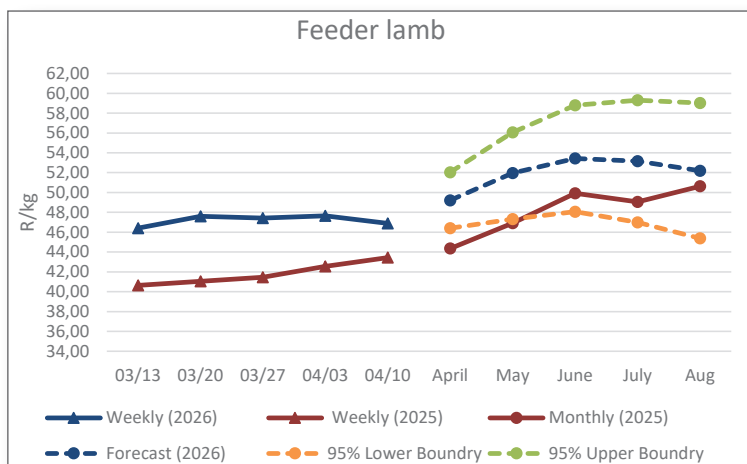


Please note: These are historical prices up to 10 April 2026 and a modulated forecast of future prices. They are not a representation of current market prices.

| Class | Price | Week/Week | Month/Month | Year/Year |
|--------------------|---------|-----------|-------------|-----------|
| Feeder lamb (R/kg) | R46.90 | -1.6% | 1.1% | 8.0% |
| A2 (R/kg) | R100.58 | 1.8% | -1.3% | -4.4% |
| B2 (R/kg) | R74.95 | -1.2% | -12.1% | 10.9% |
| C2 (R/kg) | R75.54 | -1.0% | -5.7% | 15.9% |

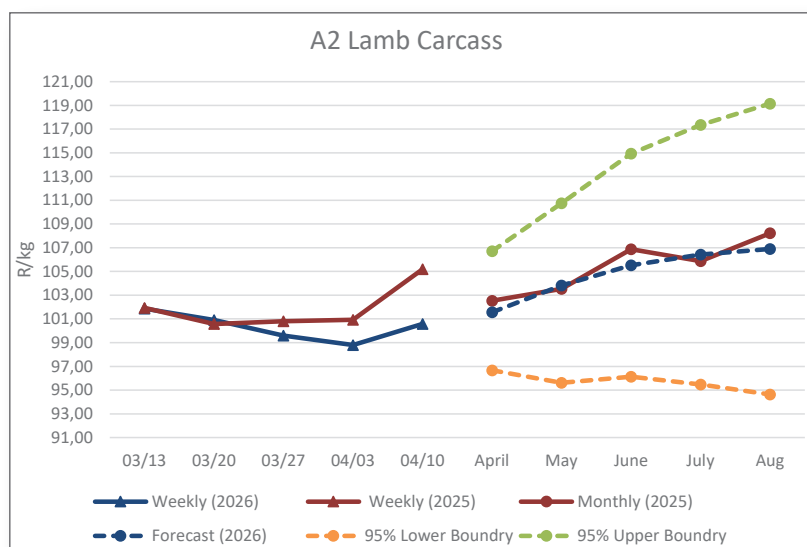
Feeder lamb

The store lamb price decreased by 1.6% in Week 15 compared to the previous week and is currently 8% higher than the same period a year ago. The price decrease can be attributed to a higher supply of lambs in the market. The expectation is that the price may enter an upward trend until June as lamb supply decreases during the winter. According to a 95% confidence forecast based on the past 17 years of historical data, the store lamb price in May should be approximately R52/kg, with a range of R47/kg to R56/kg.



A2 Lamb Carcass

The A2 lamb carcass price increased by 1.8% in Week 15 compared to the previous week and is currently 4.4% lower than the same period a year ago. The price increase can be attributed to a lower supply of lamb carcasses in the market. The expectation is that the price can maintain an increasing trend until July. According to a 95% confidence forecast based on the past 17 years of historical data, the A2 carcass price in May should be approximately R104/kg, with a range of R96/kg to R111/kg.



Report compiled by the Department: Agricultural Economics at the University of the Free State and made possible by the red meat statutory levy.

*Sources: Carcass prices obtained from the Red Meat Abattoir Association (RMAA) and weaner prices from Agri Market Trends (AMT).

