

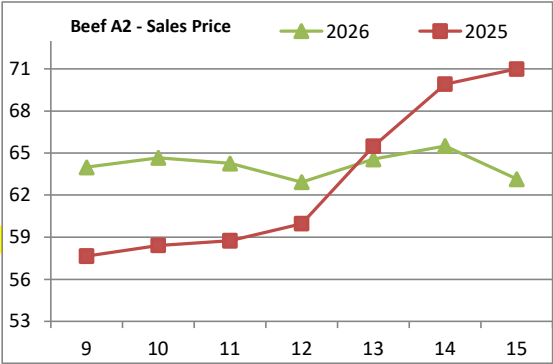
## NATIONAL SOUTH AFRICAN PRICE INFORMATION FOR WEEK 15

From 2025/04/06 To 2026/04/12

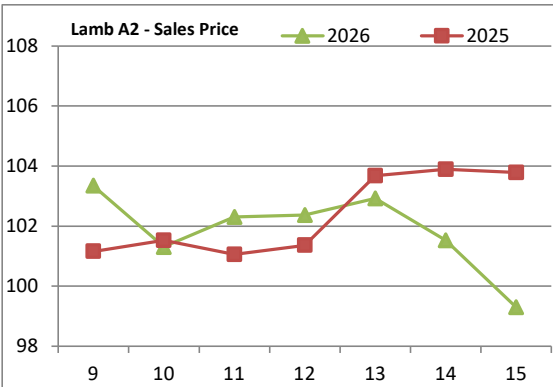
Class	Units	Avg Mass	Avg Purch	Avg Selling	Selling Min	Selling Max
<b>CATTLE</b>						
Weighted 20%						
A2	8385	288,95	<b>61,76</b>	<b>63,15</b>	60,10	67,16
A3	718	256,49	<b>62,23</b>	<b>64,67</b>	40,79	67,67
AB2	367	299,68	<b>59,86</b>	<b>61,68</b>	58,59	65,28
AB3	48	222,85	<b>59,78</b>	<b>62,94</b>	60,85	65,01
B2	223	270,48	<b>57,52</b>	<b>60,07</b>	57,30	64,42
B3	65	281,09	<b>58,10</b>	<b>62,25</b>	58,84	64,95
C2	1145	250,16	<b>57,16</b>	<b>58,98</b>	55,62	62,39
C3	317	290,02	<b>57,19</b>	<b>60,12</b>	56,55	62,86

Hide Feedlot	Weighted	2,78
Hide Field	Average	3,06
Dorper	ea	18,33
Merino	ea	45,60

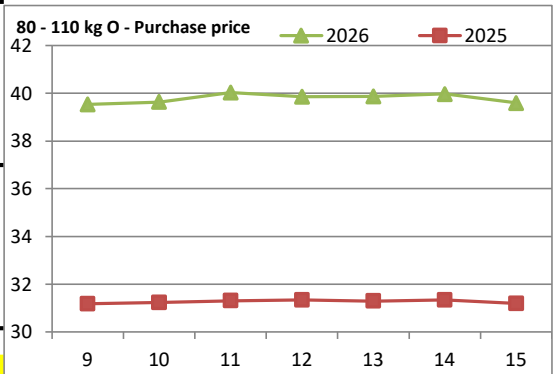
Class	Units	Avg Mass	Avg Purch	Avg Selling	Selling Min	Selling Max
<b>LAMB/SHEEP</b>						
Weighted 20%						
A0	197	14,44	<b>74,24</b>	<b>86,60</b>	83,57	88,05
A1	1148	16,58	<b>96,88</b>	<b>97,06</b>	91,36	103,67
A2	15029	20,88	<b>100,58</b>	<b>99,29</b>	95,62	106,20
A3	2341	21,88	<b>95,01</b>	<b>98,75</b>	95,07	103,22
A4	654	21,55	<b>78,54</b>	<b>84,30</b>	80,46	87,19
A5	161	21,87	<b>65,63</b>	<b>71,02</b>	66,34	77,69
A6	145	22,82	<b>67,23</b>	<b>72,98</b>	67,03	78,17
AB2	73	20,44	<b>81,26</b>	<b>84,43</b>	76,61	89,19
AB3	18	21,66	<b>80,04</b>	<b>83,64</b>	76,70	87,06
B2	159	23,40	<b>74,95</b>	<b>81,41</b>	80,13	83,51
B3	25	22,52	<b>73,26</b>	<b>83,25</b>	82,00	84,39
C2	680	25,13	<b>75,54</b>	<b>84,46</b>	79,82	91,14
C3	123	29,03	<b>74,30</b>	<b>84,80</b>	80,40	87,91



Class	Units	Avg Mass	Avg Purch	Purch Min	Purch Max
<b>PIGS</b>					
Weighted 20%					
P	847	51,30	<b>39,93</b>	37,74	41,13
O	28	56,78	<b>40,85</b>	39,17	43,25
R					
C					
U	1	55,40	<b>31,00</b>	31,00	31,00
S					



Class	Units	Avg Mass	Avg Purch	Purch Min	Purch Max
<b>20 - 55,99 kg</b>					
P	847	51,30	<b>39,93</b>	37,74	41,13
O	28	56,78	<b>40,85</b>	39,17	43,25
R					
C					
U	1	55,40	<b>31,00</b>	31,00	31,00
S					



Class	Units	Avg Mass	Avg Purch	Purch Min	Purch Max
<b>56 - 64,99 kg</b>					
P	957	63,63	<b>39,50</b>	38,65	40,54
O	54	64,18	<b>39,23</b>	39,00	40,05
R	5	58,58	<b>39,21</b>	36,00	40,00
C					
U	1	60,80	<b>38,50</b>	38,50	38,50
S					

Class	Units	Avg Mass	Avg Purch	Purch Min	Purch Max
<b>65 - 79,99 kg</b>					
P	1600	73,47	<b>40,63</b>	40,00	43,23
O	314	74,33	<b>42,31</b>	40,00	45,50
R	5	74,10	<b>40,88</b>	40,00	41,50
C	1	71,88	<b>36,00</b>	36,00	36,00
U					
S					

Class	Units	Avg Mass	Avg Purch	Purch Min	Purch Max
<b>80 - 110 kg</b>					
P	17594	86,87	<b>39,81</b>	38,63	40,69
O	7163	91,40	<b>39,66</b>	38,30	40,72
R	160	92,13	<b>38,94</b>	37,16	40,33
C	536	89,81	<b>40,44</b>	38,81	40,85
U	87	100,33	<b>40,60</b>	39,47	40,84
S	2	99,80	<b>36,79</b>	34,00	39,50

Class	Units	Avg Mass	Avg Purch	Purch Min	Purch Max
<b>10,1 SAU</b>					
	2535	115,52	<b>36,99</b>	31,54	39,06
	31 890				

**THIS INFORMATION IS PROTECTED AGAINST COPYING OR DISTRIBUTION WITHOUT PRIOR PERMISSION FROM THE RMAA BOARD.**

**FOR ENQUIRIES, PLEASE CONTACT RMAA AT TEL (012) 349 1237/8 or info@rmaa.co.za**

Disclaimer: In no event shall the RMAA be liable for any direct, special, indirect or consequential damages, or any other damages of any kind, including but not limited to loss of use, loss of profits, or loss of data, whether in an action in contract, tort (including but not limited to negligence), or otherwise, arising out of or in any way connected with the use of this information. While the RMAA takes great care in compiling the contents of this page, it is nevertheless only meant to provide non-binding general information and cannot replace detailed individual advice to help the prospective buyer make his decision. The RMAA does not guarantee that the information on these pages is up-to-date, accurate and complete.