

RPO Market Report

Week 17 of 2026

Week ending on 24 April 2026

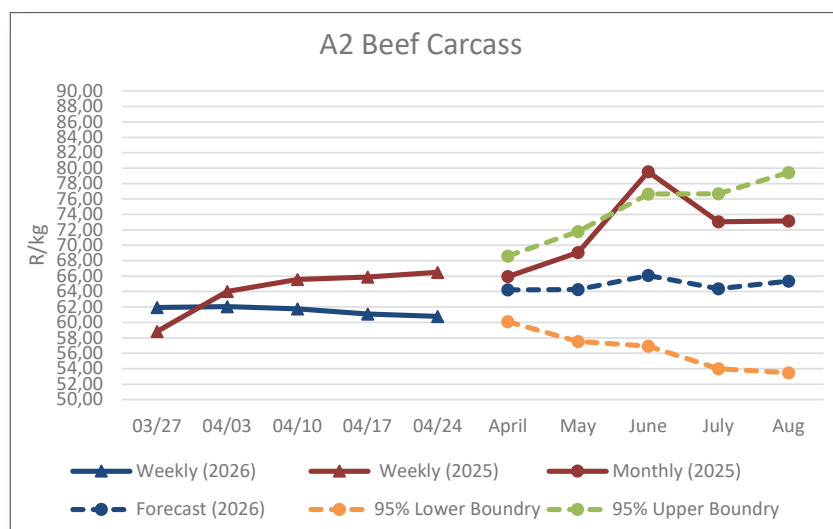
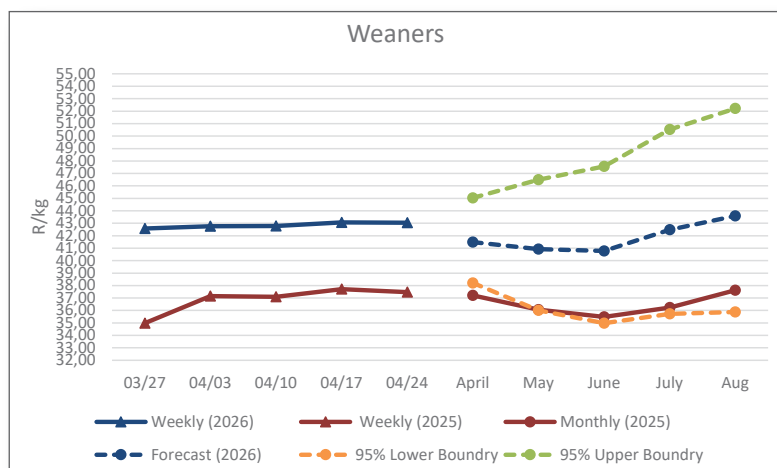


Please note: These are historical prices up to 24 April 2026 and a modulated forecast of future prices. They are not a representation of current market prices.

Class	Price	Week/Week	Month/Month	Year/Year
Weaner (R/kg)	R43.04	-0.1%	1.1%	14.9%
A2 (R/kg)	R60.78	-0.5%	-1.9%	-8.6%
B2 (R/kg)	R56.73	-1.5%	-2.2%	5.1%
C2 (R/kg)	R56.77	-0.4%	-1.5%	10.1%

Weaners

The weaner calf price remained relatively unchanged in Week 17 compared to the previous week, but is still 14.9% higher than the same period a year ago. The expectation is that the price, due to weaning time, may decrease in May and June and start to increase again in July. According to a 95% certainty forecast, based on the past 17 years of historical data, the weaner calf price in May should be approximately R41/kg, while the price should not be lower than R36/kg and not higher than R47/kg.



A2 Beef Carcass

The average A2 carcass price decreased by 0.5% in Week 17 compared to the previous week and is currently 8.6% lower than the same period a year ago. The decrease in price can be attributed to a continued weaker demand for carcasses. The expectation is that the price may follow a possible sideways trend in May and resume rising in June. According to a 95% confidence forecast based on the past 17 years of historical data, the A2 carcass price in May should be approximately 64/kg, with a range of R58/kg to R72/kg. Note that the current price is considerably lower than the forecast price, and it can be assumed that the price in May may tend more towards the lower limit of the forecast.



Report compiled by the Department: Agricultural Economics at the University of the Free State and made possible by the red meat statutory levy.

*Sources: Carcass prices obtained from the Red Meat Abattoir Association (RMAA) and weaner prices from Agri Market Trends (AMT).



RPO Market Report

Week 17 of 2026

Week ending on 24 April 2026

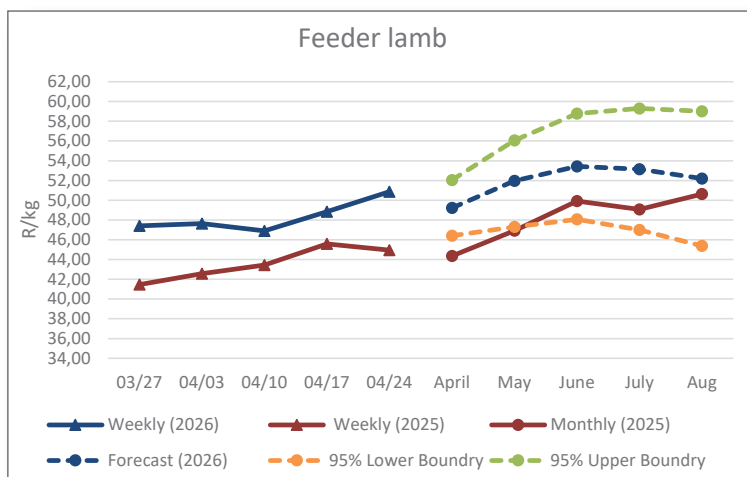


Please note: These are historical prices up to 24 April 2026 and a modulated forecast of future prices. They are not a representation of current market prices.

Class	Price	Week/Week	Month/Month	Year/Year
Feeder lamb (R/kg)	R50.87	4.1%	7.3%	13.1%
A2 (R/kg)	R98.74	-1.8%	-0.9%	-3.1%
B2 (R/kg)	R75.05	-3.0%	-5.4%	10.2%
C2 (R/kg)	R75.62	-0.7%	-3.3%	15.4%

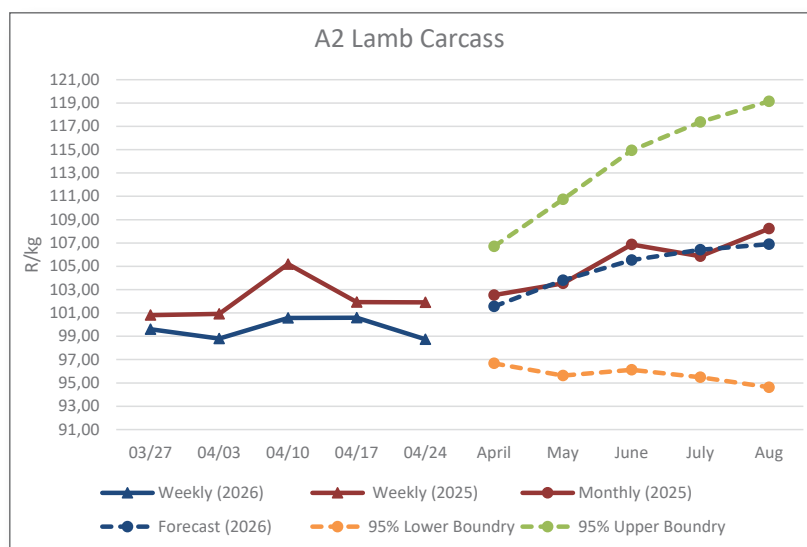
Feeder lamb

The store lamb price increased by 4.1% in Week 17 compared to the previous week and is currently 13.1% higher than the same period a year ago. The sharp increase in price can be attributed to a continued shortage of lambs in the market. The expectation is that the price may continue a possible upward trend until June as the supply of lambs decreases during the winter. According to a 95% confidence forecast based on the past 17 years of historical data, the store lamb price in May should be approximately R52/kg, with a range of R47/kg to R56/kg. Note that the price may be higher than the current forecast price due to the sharp increases in the past few weeks.



A2 Lamb Carcass

The A2 lamb carcass price decreased by 1.8% in Week 17 compared to the previous week and is currently 3.1% lower than the same period a year ago. The price decrease can be attributed to lower demand for lamb carcasses. The expectation is that the price may continue to rise until July as supply decreases during the winter. According to a 95% confidence forecast based on the past 17 years of historical data, the A2 carcass price in May should be approximately R104/kg, with a range of R96/kg to R111/kg. Please note that the current price is approaching the lower limit of the forecast.



Report compiled by the Department: Agricultural Economics at the University of the Free State and made possible by the red meat statutory levy.

*Sources: Carcass prices obtained from the Red Meat Abattoir Association (RMAA) and weaner prices from Agri Market Trends (AMT).

RPO