

# RPO Market Report

Week 18 of 2026

Week ending on 1 May 2026

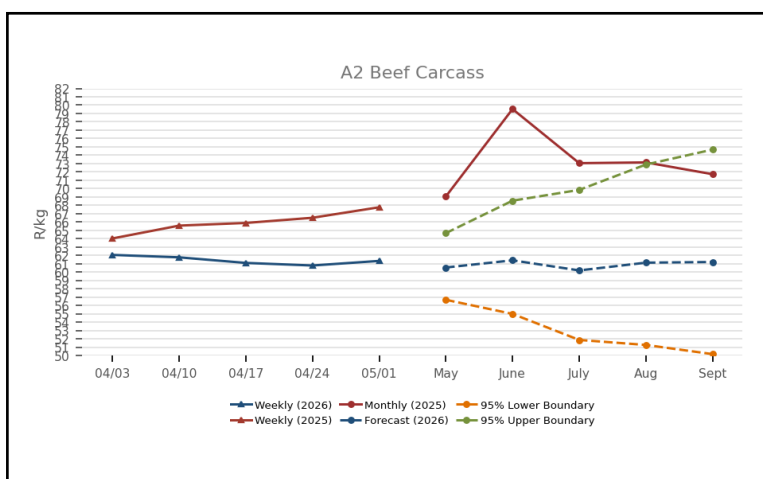
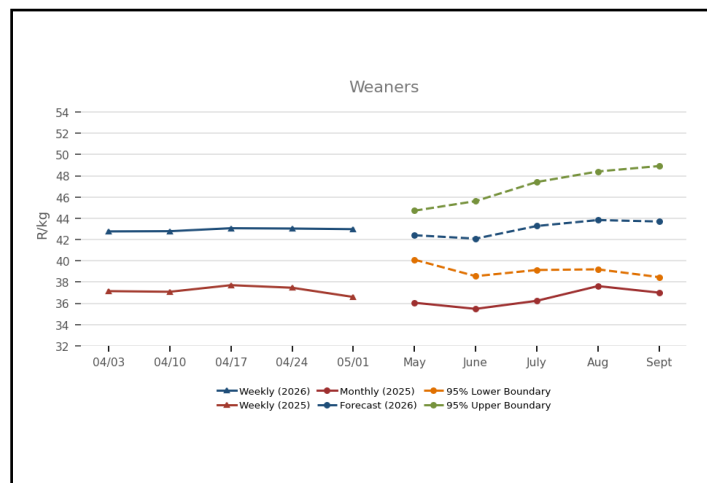


Please note: These are historical prices up to 1 May 2026 and a modulated forecast of future prices. They are not a representation of current market prices.

Class	Price	Week/Week	Month/Month	Year/Year
Weaner (R/kg)	R42.98	-0.1%	0.5%	17.4%
A2 (R/kg)	R61.33	0.9%	-1.2%	-9.5%
B2 (R/kg)	R57.41	1.2%	-1.8%	3.0%
C2 (R/kg)	R56.88	0.2%	-1.7%	9.8%

## Weaners

The weaner calf price traded sideways in Week 18 and is currently 17.4% higher than the same period a year ago. The current sideways trend is contrary to the price declines in previous years due to weaning. The good rain that fell during April and May, and associated good grazing, may be the reason that calves are kept back a little longer to wean more heavily. The expectation is that the price may drop slightly in May and June before rising in July. According to a 95% certainty forecast, based on the past 17 years of historical data, the weaner calf price in June should be around R42/kg, while the price should not be lower than R39/kg and not higher than R46/kg.



## A2 Beef Carcass

The average A2 carcass price rose by 0.9% in Week 18 compared to the previous week and is currently 9.5% lower than the same period a year ago. The positive trend is encouraging after the declines of the past few weeks. The expectation is that the price may rise slightly from May to June, but possibly again decline in July. According to a 95% confidence forecast based on the past 17 years of historical data, the A2 carcass price in June should be around R61/kg, with a range of R55/kg to R69/kg.



Report compiled by the Department: Agricultural Economics at the University of the Free State and made possible by the red meat statutory levy.

\*Sources: Carcass prices obtained from the Red Meat Abattoir Association (RMAA) and weaner prices from Agri Market Trends (AMT).



# RPO Market Report

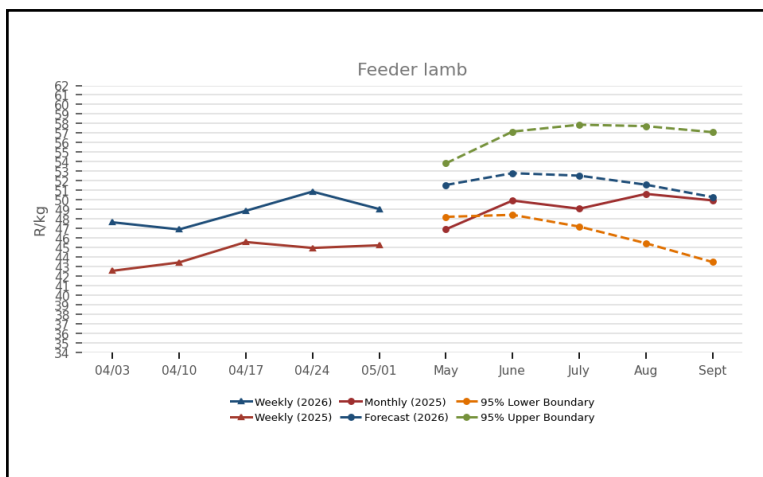
Week 18 of 2026

Week ending on 1 May 2026



Please note: These are historical prices up to 1 May 2026 and a modulated forecast of future prices. They are not a representation of current market prices.

Class	Price	Week/Week	Month/Month	Year/Year
<b>Feeder lamb (R/kg)</b>	<b>R49.04</b>	<b>-3.6%</b>	<b>2.9%</b>	<b>8.4%</b>
<b>A2 (R/kg)</b>	<b>R100.94</b>	<b>2.2%</b>	<b>2.2%</b>	<b>-1.7%</b>
<b>B2 (R/kg)</b>	<b>R72.69</b>	<b>-3.1%</b>	<b>-4.2%</b>	<b>5.0%</b>
<b>C2 (R/kg)</b>	<b>R72.10</b>	<b>-4.7%</b>	<b>-5.5%</b>	<b>11.0%</b>

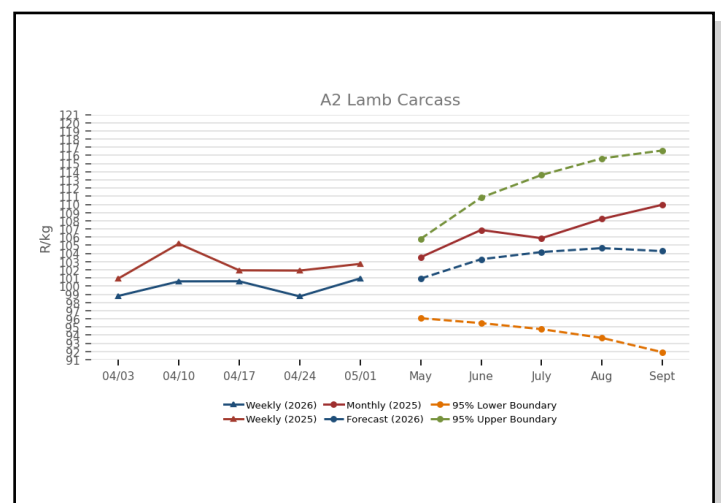


## Feeder lamb

The feeder lamb price fell sharply in Week 18 by 3.6% compared to the previous week and is currently 8.4% higher than the same period a year ago. The sharp price drop can be attributed to a higher supply of lambs. The expectation is that the price can maintain an upward trend until June, as lamb supply decreases during winter. According to a 95% confidence forecast based on the past 17 years of historical data, the feeder lamb price in June should be around R53/kg, with a range of R48/kg to R57/kg.

## A2 Lamb Carcass

The A2 lamb carcass price rose by 2.2% in Week 18 compared to the previous week and is currently 1.7% lower than the same period a year ago. The price increase can be attributed to a lower supply of lamb carcasses in the market. The expectation is that the price will maintain an upward trend until August, as carcass supply decreases during the winter. According to a 95% confidence forecast based on the past 17 years of historical data, the A2 carcass price in June should be around R103/kg, with a range of R95/kg to R111/kg.



Report compiled by the Department: Agricultural Economics at the University of the Free State and made possible by the red meat statutory levy.

\*Sources: Carcass prices obtained from the Red Meat Abattoir Association (RMAA) and weaner prices from Agri Market Trends (AMT).

