

# RPO Market Report

Week 19 of 2026

Week ending on 08 May 2026

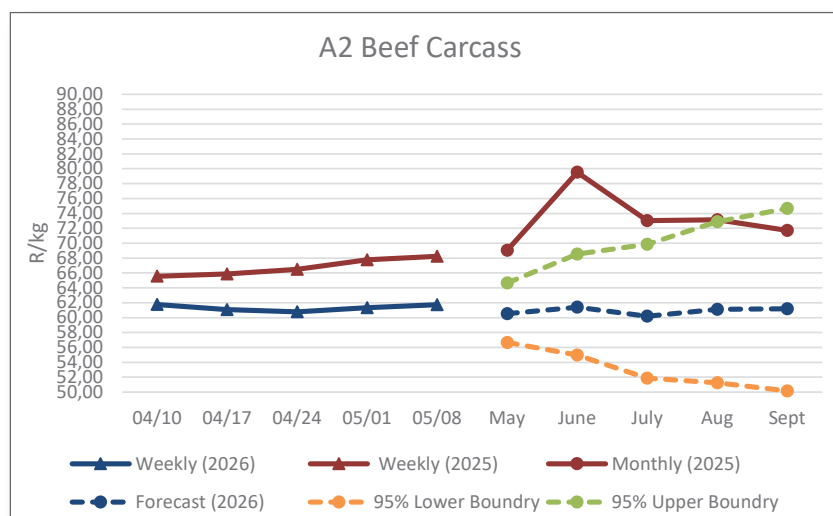
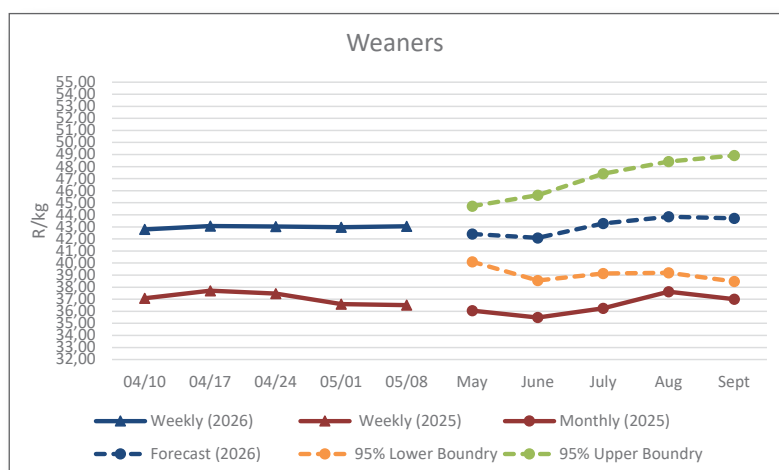


Please note: These are historical prices up to 08 May 2026 and a modulated forecast of future prices. They are not a representation of current market prices.

Class	Price	Week/Week	Month/Month	Year/Year
Weaner (R/kg)	R43.06	0.2%	0.6%	17.9%
A2 (R/kg)	R61.75	0.7%	0.0%	-9.5%
B2 (R/kg)	R57.59	0.3%	0.1%	1.3%
C2 (R/kg)	R57.19	0.5%	0.1%	10.1%

## Weaners

The weaner calf price remained relatively unchanged in Week 19 compared to the previous week and is currently 17.9% higher than the same period a year ago. The current sideways trend is unheard of for this time of year and can be attributed to the continued lower weaner supply in the market. The expectation is that the price may decline in June and, from July onwards, follow an upward trend. According to a 95% certainty forecast, based on the past 17 years of historical data, the weaner calf price in June should be approximately R42/kg, while the price should not be lower than R39/kg and not higher than R46/kg.



## A2 Beef Carcass

The average A2 carcass price increased by 0.7% in Week 19 compared to the previous week and is currently 9.5% lower than the same period a year ago. The price increase can be attributed to a lower supply of carcasses in the market. The expectation is that the price may increase slightly until June and possibly decrease again in July. According to a 95% confidence forecast based on the past 17 years of historical data, the A2 carcass price in June should be approximately R61/kg, with a range of R55/kg to R69/kg.



Report compiled by the Department: Agricultural Economics at the University of the Free State and made possible by the red meat statutory levy.

\*Sources: Carcass prices obtained from the Red Meat Abattoir Association (RMAA) and weaner prices from Agri Market Trends (AMT).



# RPO Market Report

Week 19 of 2026

Week ending on 08 May 2026



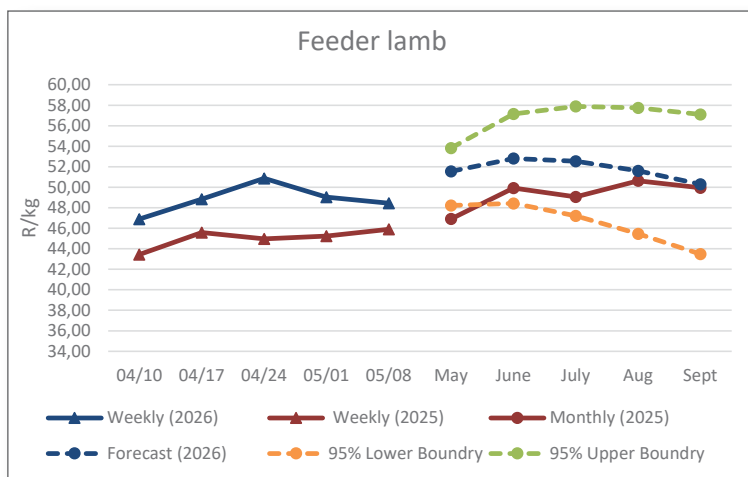
Please note: These are historical prices up to 08 May 2026 and a modulated forecast of future prices. They are not a representation of current market prices.

Class	Price	Week/Week	Month/Month	Year/Year
Feeder lamb (R/kg)	R48.45	-1.2%	3.3%	5.6%
A2 (R/kg)	R102.93	2.0%	2.3%	0.4%
B2 (R/kg)	R77.17	6.2%	3.0%	9.0%
C2 (R/kg)	R77.74	7.8%	2.9%	17.9%

## Feeder lamb

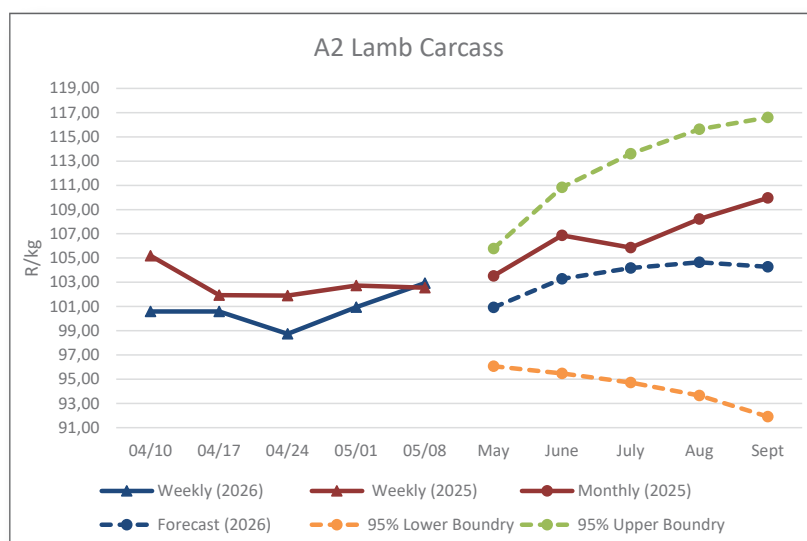
The store lamb price decreased by 1.2% in Week 19 compared to the previous week and is currently 5.6% higher than the same period a year ago. The decrease in price can be attributed to a continued increase in the supply of lambs in the market.

The expectation is that the price may increase after June, as supply decreases during the winter. According to a 95% confidence forecast based on the past 17 years of historical data, the store lamb price in June should be approximately R53/kg, with a range of R48/kg to R57/kg.



## A2 Lamb Carcass

The A2 lamb carcass price increased by 2% in Week 19 compared to the previous week and is slightly higher than the same period a year ago. The price increase can be attributed to a continued shortage of lamb carcasses in the market. The expectation is that the price will maintain an upward trend until August, as carcass supply decreases during the winter. According to a 95% confidence forecast based on the past 17 years of historical data, the A2 carcass price in June should be approximately R103/kg, with a range of R95/kg to R111/kg.



Report compiled by the Department: Agricultural Economics at the University of the Free State and made possible by the red meat statutory levy.

\*Sources: Carcass prices obtained from the Red Meat Abattoir Association (RMAA) and weaner prices from Agri Market Trends (AMT).

# RPO