

# RPO Market Report

Week 20 of 2026

Week ending on 15 May 2026

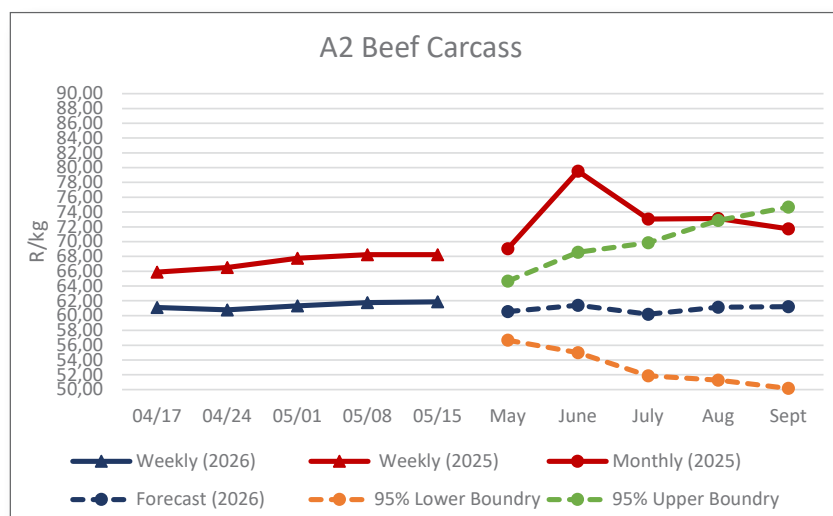
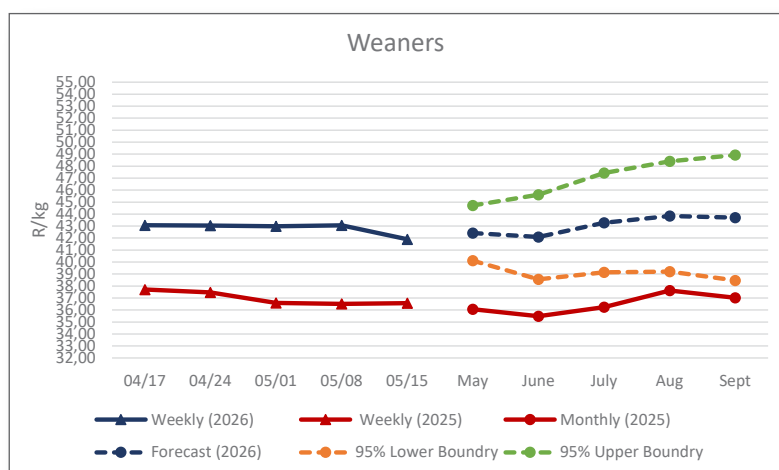


Please note: These are historical prices up to 15 May 2026 and a modulated forecast of future prices. They are not a representation of current market prices.

Class	Price	Week/Week	Month/Month	Year/Year
Weaner (R/kg)	R41.90	-2.7%	-2.7%	14.5%
A2 (R/kg)	R61.86	0.2%	1.3%	-9.3%
B2 (R/kg)	R57.46	-0.2%	-0.2%	1.4%
C2 (R/kg)	R57.03	-0.3%	0.1%	12.6%

## Weaners

The weaner calf price decreased by 2.7% in Week 20 compared to the previous week and is currently 14.5% higher than the same period a year ago. The price decrease can be attributed to a higher supply of weaners currently in the market. The expectation is that the price may decrease in June and, from July onwards, follow an increasing trend. According to a 95% certainty forecast, based on the past 17 years of historical data, the weaner calf price in June should be approximately R42/kg, while the price should not be lower than R39/kg and not higher than R46/kg.



## A2 Beef Carcass

The average A2 carcass price remained relatively unchanged in Week 20 compared to the previous week and is currently 9.3% lower than the same period a year ago. The expectation is that the price may increase slightly until June and possibly decrease in July. According to a 95% confidence forecast based on the past 17 years of historical data, the A2 carcass price in June should be approximately R61/kg, with a range of R55/kg to R69/kg.



Report compiled by the Department: Agricultural Economics at the University of the Free State and made possible by the red meat statutory levy.

\*Sources: Carcass prices obtained from the Red Meat Abattoir Association (RMAA) and weaner prices from Agri Market Trends (AMT).



# RPO Market Report

Week 20 of 2026

Week ending on 15 May 2026

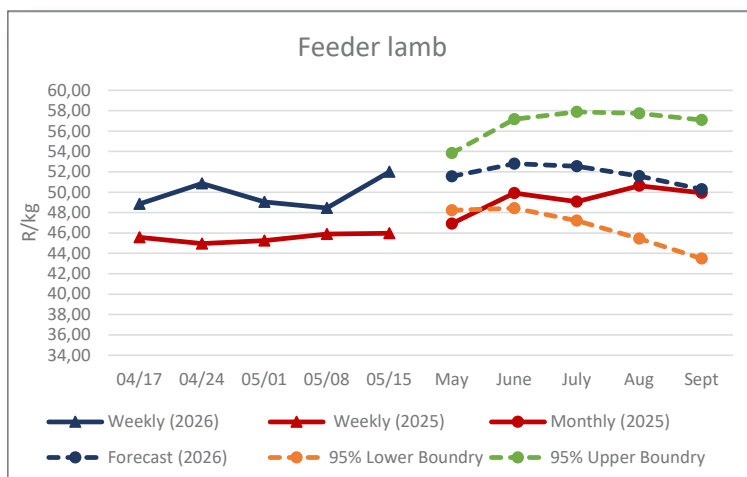


Please note: These are historical prices up to 15 May 2026 and a modulated forecast of future prices. They are not a representation of current market prices.

Class	Price	Week/Week	Month/Month	Year/Year
Feeder lamb (R/kg)	R51.99	7.3%	6.4%	13.1%
A2 (R/kg)	R108.86	5.8%	8.2%	7.0%
B2 (R/kg)	R76.05	-1.5%	-1.7%	0.1%
C2 (R/kg)	R77.85	0.1%	2.2%	15.8%

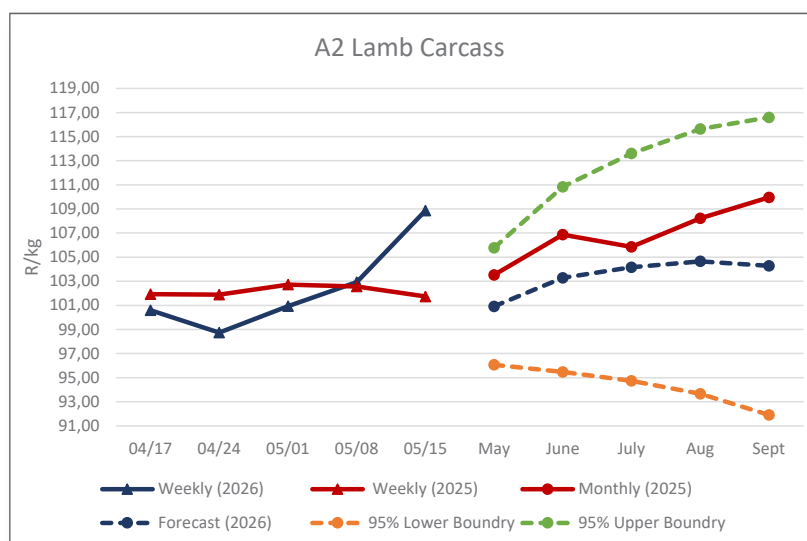
## Feeder lamb

The store lamb price increased sharply in Week 20 by 7.3% compared to the previous week and is currently 13.1% higher than the same period a year ago. The sharp price increase can be attributed to a lower supply of lambs in the market. The expectation is that the price may maintain an upward trend until June, as supply decreases during the winter. According to a 95% confidence forecast based on the past 17 years of historical data, the store lamb price in June should be approximately R53/kg, with a range of R48/kg to R57/kg.



## A2 Lamb Carcass

The A2 lamb carcass price rose sharply in Week 20 by 5.8% compared to the previous week and is 7% higher than the same period a year ago. The sharp increase in price can be attributed to a continued shortage of lamb carcasses in the market. The expectation is that the price will maintain an upward trend until August, as carcass supply decreases during the winter. According to a 95% confidence forecast based on the past 17 years of historical data, the A2 carcass price in June should be approximately R103/kg, with a range of R95/kg to R111/kg.



Report compiled by the Department: Agricultural Economics at the University of the Free State and made possible by the red meat statutory levy.

\*Sources: Carcass prices obtained from the Red Meat Abattoir Association (RMAA) and weaner prices from Agri Market Trends (AMT).

# RPO