

RPO Market Report

Week 23 of 2026

Week ending on 04 June 2026

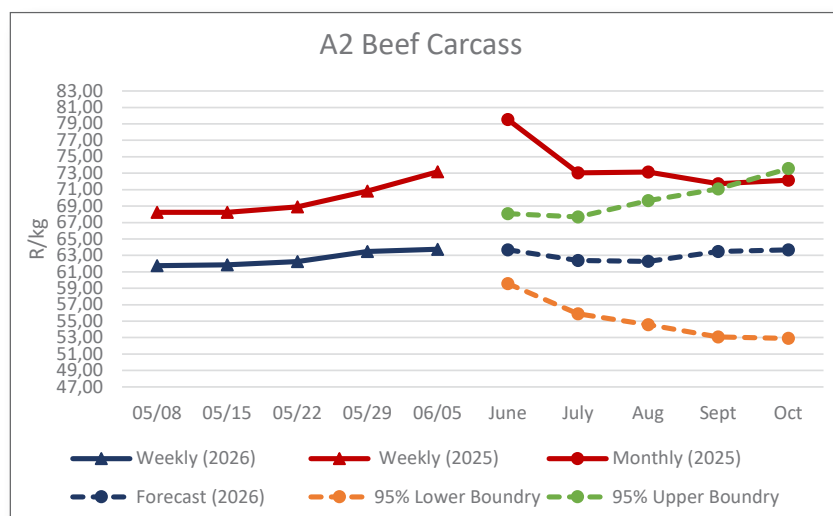
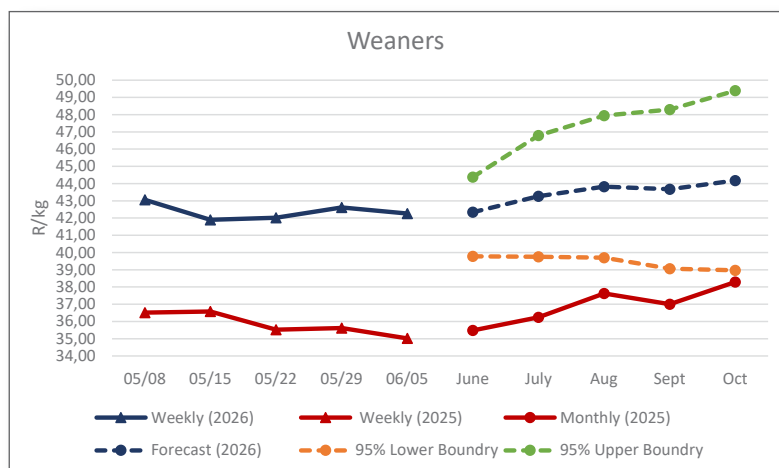


Please note: These are historical prices up to 04 June 2026 and a modulated forecast of future prices. They are not a representation of current market prices.

Class	Price	Week/Week	Month/Month	Year/Year
Weaner (R/kg)	R42.26	-0.8%	-1.9%	20.7%
A2 (R/kg)	R63.75	0.4%	3.2%	-12.9%
B2 (R/kg)	R58.38	-0.8%	1.4%	-2.1%
C2 (R/kg)	R58.08	0.2%	1.6%	1.4%

Weaners

The weaner calf price decreased by 0.8% in Week 23 compared to the previous week and is currently 20.7% higher than the same period a year ago. The flat price during May and June was contrary to expectations during weaning time. However, the expectation is that the price may follow an upward trend from July to August. According to a 95% certainty forecast, based on the past 17 years of historical data, the weaner calf price in July should be approximately R43/kg, while the price should not be lower than R40/kg and not higher than R47/kg.



A2 Beef Carcass

The average A2 carcass price increased slightly in Week 23 compared to the previous week and is currently 12.9% lower than the same period a year ago, when carcass prices started to increase sharply due to FMD. The slight price increase can be attributed to a continued shortage of carcasses in the market. The expectation is that the price may decrease slightly until July, and a sideways trend may follow in August. According to a 95% confidence forecast based on the past 17 years of historical data, the A2 carcass price in July should be approximately R62/kg, with a range of R56/kg to R68/kg.



Report compiled by the Department: Agricultural Economics at the University of the Free State and made possible by the red meat statutory levy.

*Sources: Carcass prices obtained from the Red Meat Abattoir Association (RMAA) and weaner prices from Agri Market Trends (AMT).



RPO Market Report

Week 23 of 2026

Week ending on 04 June 2026

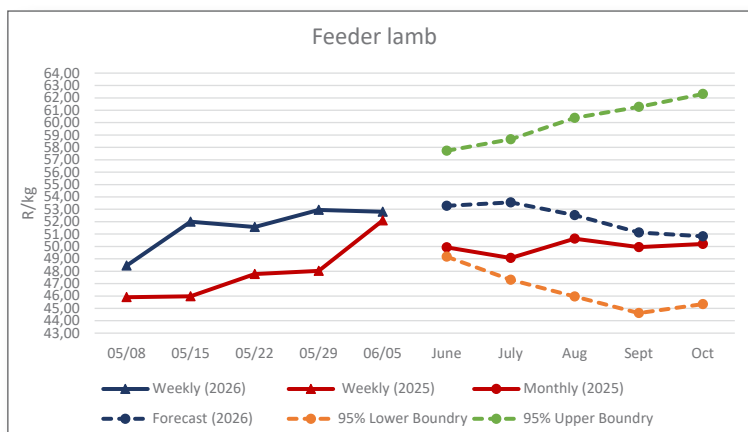


Please note: These are historical prices up to 04 June 2026 and a modulated forecast of future prices. They are not a representation of current market prices.

Class	Price	Week/Week	Month/Month	Year/Year
Feeder lamb (R/kg)	R52.80	-0.3%	9.0%	1.3%
A2 (R/kg)	R112.54	1.1%	9.3%	2.9%
B2 (R/kg)	R78.20	-14.5%	1.3%	5.3%
C2 (R/kg)	R80.31	2.3%	3.3%	11.4%

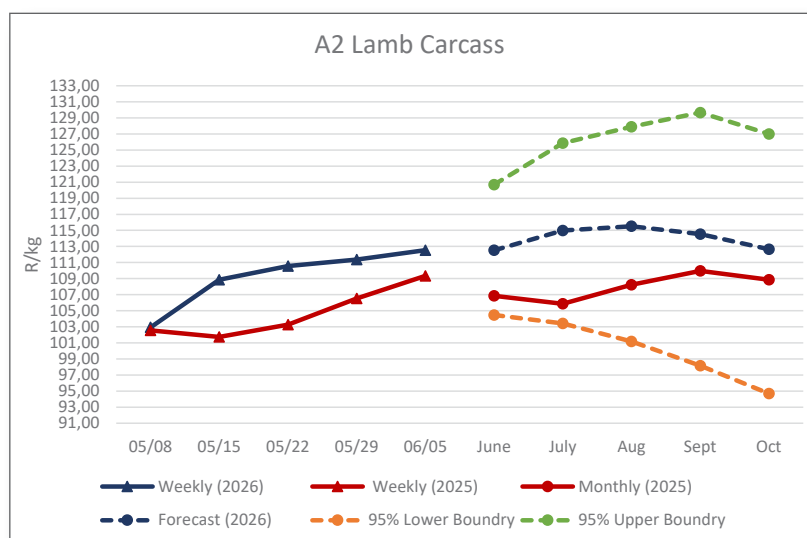
Feeder lamb

The store lamb price decreased slightly in Week 23 compared to the previous week and is currently 1.3% higher than the same period a year ago. The expectation is that the price may continue a possible upward trend until July and may follow a downward trend from August. According to a 95% confidence forecast based on the past 17 years of historical data, the store lamb price in July should be approximately R54/kg, with a range of R47/kg to R59/kg.



A2 Lamb Carcass

The A2 lamb carcass price increased by 1.1% in Week 23 compared to the previous week and is 2.9% higher than the same period a year ago. The price increase can be attributed to a continued shortage of lamb carcasses in the market. The expectation is that the price will maintain an upward trend until August and then begin to decline. According to a 95% confidence forecast based on the past 17 years of historical data, the A2 carcass price in July should be approximately R115/kg, with a range of R103/kg to R126/kg.



Report compiled by the Department: Agricultural Economics at the University of the Free State and made possible by the red meat statutory levy.

*Sources: Carcass prices obtained from the Red Meat Abattoir Association (RMAA) and weaner prices from Agri Market Trends (AMT).

