

# RPO Market Report

Week 24 of 2026

Week ending on 12 June 2026

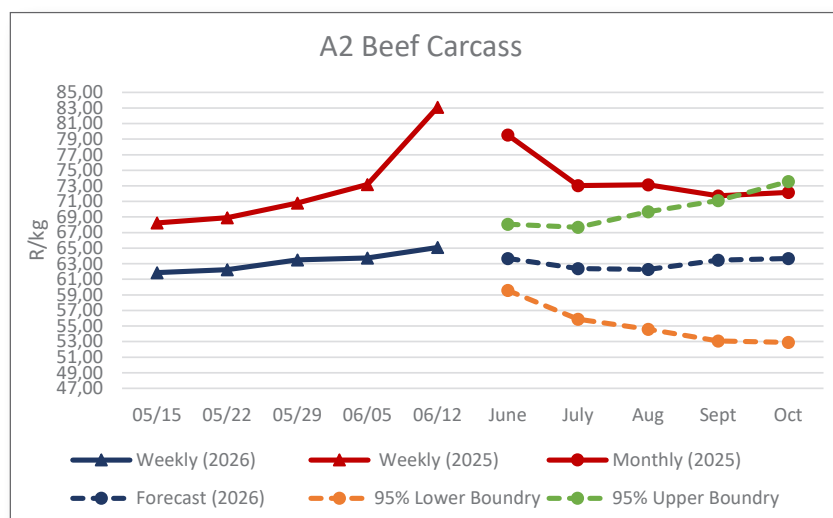
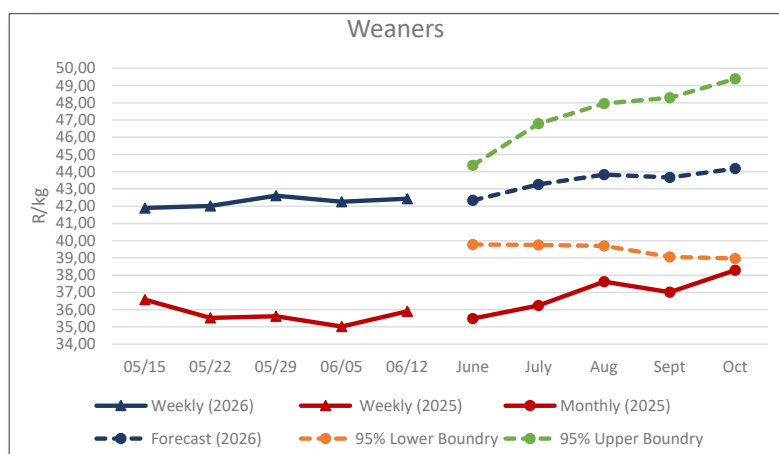


**Please note:** These are historical prices up to 12 June 2026 and a modulated forecast of future prices. They are not a representation of current market prices.

Class	Price	Week/Week	Month/Month	Year/Year
Weaner (R/kg)	R42.44	0.4%	1.3%	18.2%
A2 (R/kg)	R65.09	2.1%	5.2%	-21.7%
B2 (R/kg)	R58.73	0.6%	2.2%	-5.5%
C2 (R/kg)	R58.30	0.4%	2.2%	-3.9%

## Weaners

The weaner calf price increased slightly in Week 24 compared to the previous week and is currently 18.2% higher than the same period a year ago. The weaner calf price, therefore, continues the steady sideways trend, even during weaning time, which is unprecedented for this time of year. The expectation is that the price may follow an upward trend from July to August, when the supply of calves usually starts to decline. According to a 95% certainty forecast, based on the past 17 years of historical data, the weaner calf price in July should be approximately R43/kg, while the price should not be lower than R40/kg and not higher than R47/kg.



## A2 Beef Carcass

The average A2 carcass price increased by 2.1% in Week 24 compared to the previous week and is currently 21.7% lower than the same period a year ago, when the price increased sharply after the outbreak of FMD at Karan Beef. The current price increase can be attributed to a continued shortage of carcasses in the market. The expectation is that the price may decrease slightly in July due to weaker demand for prime cuts in winter, and that a sideways trend may follow in August. According to a 95% confidence forecast based on the past 17 years of historical data, the A2 carcass price in July should be approximately R62/kg, with a range of R56/kg to R68/kg.



Report compiled by the Department: Agricultural Economics at the University of the Free State and made possible by the red meat statutory levy.

\*Sources: Carcass prices obtained from the Red Meat Abattoir Association (RMAA) and weaner prices from Agri Market Trends (AMT).

# RPO

# RPO Market Report

Week 24 of 2026

Week ending on 12 June 2026

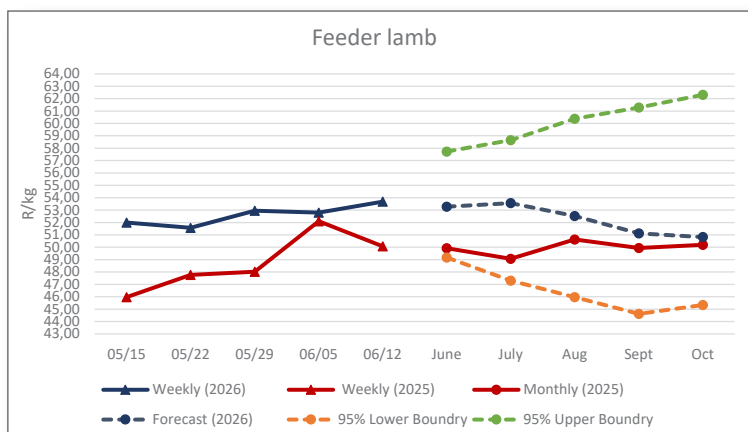


Please note: These are historical prices up to 12 June 2026 and a modulated forecast of future prices. They are not a representation of current market prices.

Class	Price	Week/Week	Month/Month	Year/Year
Feeder lamb (R/kg)	R53.68	1.7%	3.3%	7.2%
A2 (R/kg)	R111.28	-1.1%	2.2%	3.4%
B2 (R/kg)	R78.29	0.1%	2.9%	8.7%
C2 (R/kg)	R80.13	-0.2%	2.9%	12.4%

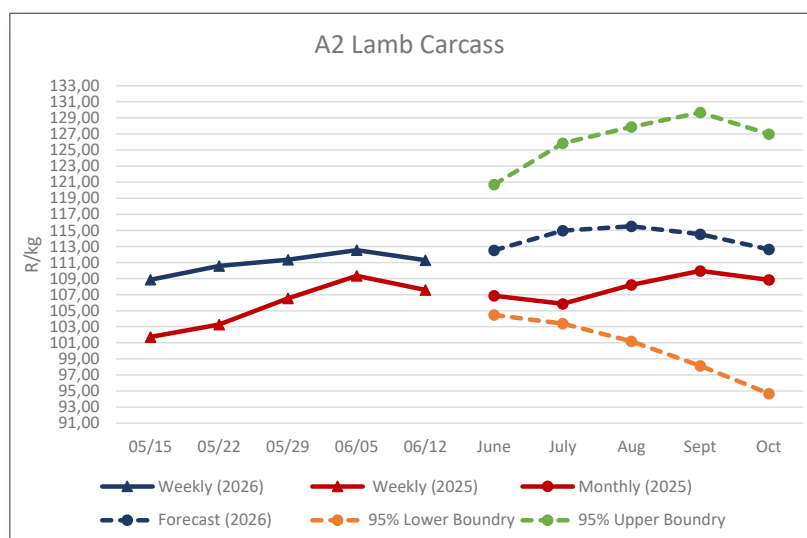
## Feeder lamb

The store lamb price increased by 1.7% in Week 24 compared to the previous week and is currently 7.2% higher than the same period a year ago. The price increase can be attributed to a lower supply of lambs in the market. The expectation is that the price may continue a possible upward trend until July and may decline from August onwards. According to a 95% confidence forecast based on the past 17 years of historical data, the store lamb price in July should be approximately R54/kg, with a range of R47/kg to R59/kg.



## A2 Lamb Carcass

The A2 lamb carcass price decreased by 1.1% in Week 24 compared to the previous week and is 3.4% higher than the same period a year ago. The price decrease can be attributed to lower demand for lamb carcasses due to restrictions on exports to the UAE. The price is expected to increase from July to August. According to a 95% confidence forecast based on the past 17 years of historical data, the A2 carcass price in July should be approximately R115/kg, with a range of R103/kg to R126/kg.



Report compiled by the Department: Agricultural Economics at the University of the Free State and made possible by the red meat statutory levy.

\*Sources: Carcass prices obtained from the Red Meat Abattoir Association (RMAA) and weaner prices from Agri Market Trends (AMT).

