NATIONAL SOUTH AFRICAN PRICE INFORMATION FOR WEEK 20

From 2025/05/11 To 2026/05/17

Class	Units	Avg Mass	Avg Purch	Avg Selling	Selling Min	Selling Max
CATTLE					Weighted 20%	
A2	9964	285,05	**61,86**	**63,44**	61,15	67,27
A3	995	303,90	**62,04**	**63,56**	61,70	66,83
AB2	473	281,42	**60,75**	**62,81**	58,77	66,20
AB3	78	305,10	**60,45**	**62,72**	59,63	66,15
B2	345	252,16	**57,46**	**60,80**	58,19	62,89
B3	31	298,05	**57,58**	**62,20**	57,54	64,44
C2	955	253,50	**57,03**	**59,42**	56,69	61,54
C3	208	301,25	**57,85**	**61,19**	57,06	63,28
	13 049					

Hide Feedlot	Weighted	2,55
Hide Field	Average	2,74
Dorper	ea	20,00
Merino	ea	50,85

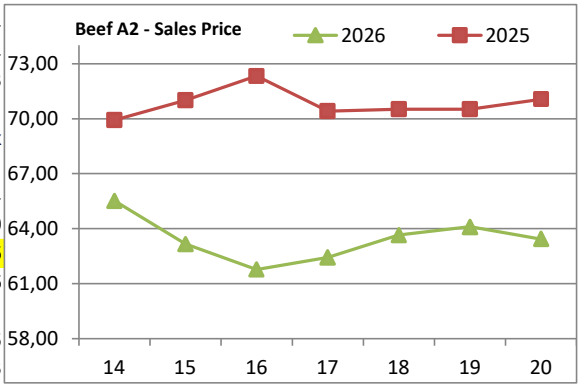

Class	Units	Avg Mass	Avg Purch	Avg Selling	Selling Min	Selling Max
LAMB/SHEEP					Weighted 20%	
A0	103	14,41	**71,81**	**89,18**	82,18	95,84
A1	1071	16,17	**103,03**	**110,15**	105,67	115,50
A2	11461	19,44	**108,86**	**112,20**	110,34	114,35
A3	1907	20,77	**111,06**	**112,07**	110,62	113,65
A4	531	21,28	**85,80**	**95,68**	90,96	103,41
A5	111	22,32	**74,63**	**81,96**	80,10	85,85
A6	145	21,33	**71,91**	**79,22**	78,58	81,13
AB2	176	17,48	**88,50**	**98,71**	96,69	100,00
AB3	39	20,19	**84,32**	**95,85**	94,99	98,02
B2	103	20,96	**76,05**	**89,15**	76,29	95,47
B3	21	20,23	**76,84**	**92,70**	85,86	94,60
C2	781	23,73	**77,85**	**86,37**	76,53	93,55
C3	285	27,86	**75,68**	**83,22**	76,00	93,43
	16 734					

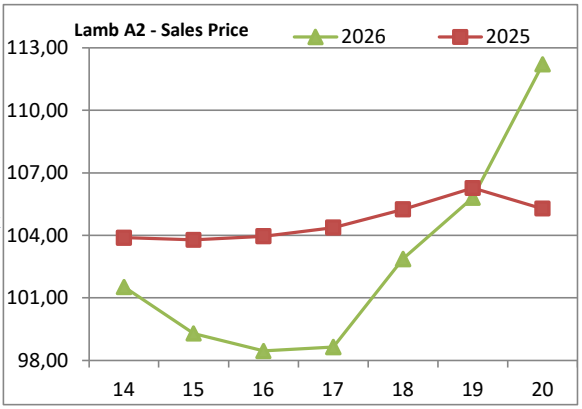

	Class	Units	Avg Mass	Avg Purch	Purch Min	Purch Max
	PIGS				Weighted 20%	
20 - 55,99 kg	P	622	50,59	**36,74**	34,81	38,04
	O	5	52,94	**37,10**	36,50	38,00
	R	1	46,27	**32,00**	32,00	32,00
	C					
	U					
	S					
56 - 64,99 kg	P	1066	62,81	**36,91**	35,00	38,50
	O	36	63,51	**37,66**	36,29	38,00
	R	6	64,27	**36,75**	36,38	38,00
	C	1	68,20	**34,00**	34,00	34,00
	U					
	S					
65 - 79,99 kg	P	3219	75,21	**36,72**	35,00	38,04
	O	472	73,90	**36,90**	34,00	37,83
	R	2	74,25	**38,00**	38,00	38,00
	C					
	U					
	S					
80 - 110 kg	P	15680	88,60	**37,18**	34,87	38,81
	O	8674	92,78	**37,46**	35,80	38,88
	R	202	94,74	**36,64**	35,36	38,20
	C	561	87,06	**37,06**	36,00	37,08
	U	96	95,71	**37,15**	36,00	37,28
	S	9	88,95	**33,93**	31,00	35,50
10,1	**SAU**	3714	114,76	**33,83**	28,89	36,46
		34 366				

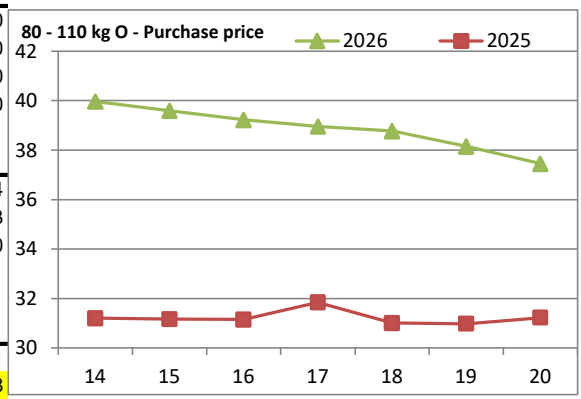

THIS INFORMATION IS PROTECTED AGAINST COPYING OR DISTRIBUTION WITHOUT PRIOR PERMISSION FROM THE RMAA BOARD.

FOR ENQUIRIES, PLEASE CONTACT RMAA AT TEL (012) 349 1237/8 or info@rmaa.co.za

Disclaimer: In no event shall the RMAA be liable for any direct, special, indirect or consequential damages, or any other damages of any kind, including but not limited to loss of use, loss of profits, or loss of data, whether in an action in contract, tort (including but not limited to negligence), or otherwise, arising out of or in any way connected with the use of this information. While the RMAA takes great care in compiling the contents of this page, it is nevertheless only meant to provide non-binding general information and cannot replace detailed individual advice

to help the prospective buyer make his decision. The RMAA does not guarantee that the information on these pages is up-to-date, accurate and complete.