NATIONAL SOUTH AFRICAN PRICE INFORMATION FOR WEEK 21

From 2025/05/18 To 2026/05/24

Class	Units	Avg Mass	Avg Purch	Avg Selling	Selling Min	Selling Max
CATTLE					Weighted 20%	
A2	10697	278,01	**62,24**	**64,44**	62,91	67,22
A3	1161	323,88	**62,93**	**64,43**	62,75	67,44
AB2	404	273,36	**61,12**	**62,86**	59,35	66,22
AB3	51	312,06	**61,56**	**63,91**	60,30	66,62
B2	572	298,73	**58,47**	**61,11**	59,59	62,18
B3	139	319,93	**58,60**	**62,24**	60,76	63,24
C2	1177	251,94	**56,97**	**60,22**	56,78	62,29
C3	243	284,36	**57,66**	**61,50**	59,34	63,69
	14 444					

Hide Feedlot	Weighted	2,70
Hide Field	Average	2,81
Dorper	ea	20,00
Merino	ea	50,85

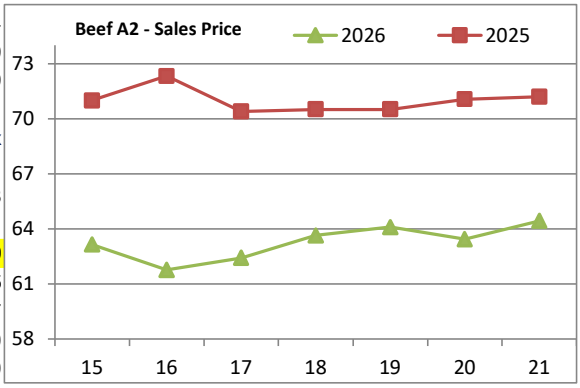

Class	Units	Avg Mass	Avg Purch	Avg Selling	Selling Min	Selling Max
LAMB/SHEEP					Weighted 20%	
A0	143	13,83	**79,76**	**100,81**	93,94	105,48
A1	1573	15,99	**106,67**	**112,16**	109,40	117,31
A2	15645	19,72	**110,57**	**115,92**	112,80	120,79
A3	2593	20,87	**105,17**	**113,44**	112,21	115,65
A4	846	20,78	**86,80**	**95,59**	90,53	105,67
A5	232	20,25	**73,88**	**83,53**	80,00	87,70
A6	180	19,32	**74,25**	**83,91**	80,00	90,00
AB2	208	19,85	**88,53**	**100,58**	95,01	103,09
AB3	30	21,79	**85,93**	**98,16**	96,92	102,26
B2	367	22,77	**77,58**	**85,62**	81,46	94,43
B3	51	25,43	**75,86**	**87,57**	79,60	94,21
C2	971	24,74	**79,86**	**89,21**	80,41	93,08
C3	208	27,14	**76,93**	**88,02**	79,53	92,55
	23 047					

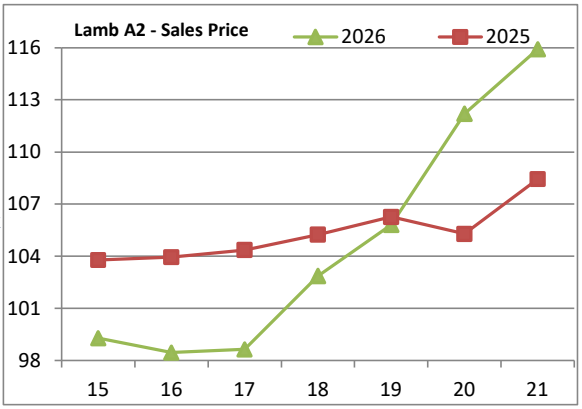

	Class	Units	Avg Mass	Avg Purch	Purch Min	Purch Max
	PIGS				Weighted 20%	
20 - 55,99 kg	P	857	51,84	**35,03**	33,53	36,77
	O	10	57,27	**36,33**	35,50	38,00
	R					
	C					
	U					
	S					
56 - 64,99 kg	P	1439	63,33	**36,02**	34,00	37,39
	O	155	65,47	**37,66**	36,18	38,00
	R	2	66,05	**36,74**	36,50	37,00
	C					
	U					
	S					
65 - 79,99 kg	P	3245	75,33	**35,19**	34,00	36,87
	O	362	74,71	**34,79**	33,00	37,00
	R	3	79,87	**32,50**	32,50	32,50
	C					
	U					
	S	1	76,00	**34,00**	34,00	34,00
80 - 110 kg	P	15480	87,47	**36,58**	33,98	38,93
	O	9547	91,86	**36,77**	34,79	38,70
	R	302	95,29	**35,50**	33,63	37,30
	C	539	91,43	**35,94**	31,00	36,00
	U	131	95,90	**36,09**	34,00	36,11
	S	15	91,19	**33,57**	30,00	34,50
10,1	**SAU**	4561	114,27	**33,01**	27,92	35,47
		36 649				

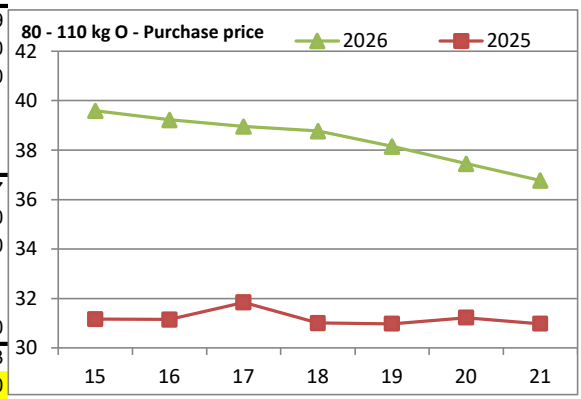

THIS INFORMATION IS PROTECTED AGAINST COPYING OR DISTRIBUTION WITHOUT PRIOR PERMISSION FROM THE RMAA BOARD.

FOR ENQUIRIES, PLEASE CONTACT RMAA AT TEL (012) 349 1237/8 or info@rmaa.co.za

Disclaimer: In no event shall the RMAA be liable for any direct, special, indirect or consequential damages, or any other damages of any kind, including but not limited to loss of use, loss of profits, or loss of data, whether in an action in contract, tort (including but not limited to negligence), or otherwise, arising out of or in any way connected with the use of this information. While the RMAA takes great care in compiling the contents of this page, it is nevertheless only meant to provide non-binding general information and cannot replace detailed individual advice

to help the prospective buyer make his decision. The RMAA does not guarantee that the information on these pages is up-to-date, accurate and complete.